

Site Usage

19,811 Visits

58.05% Bounce Rate

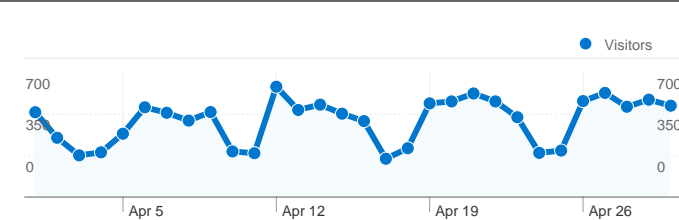
69,381 Pageviews

00:02:47 Avg. Time on Site

3.50 Pages/Visit

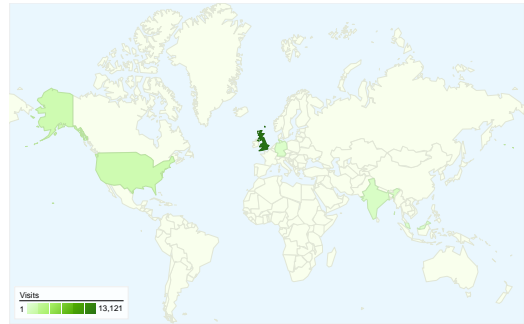
42.96% % New Visits

Visitors Overview

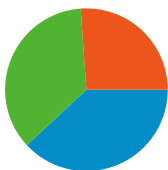


Visitors
9,772

Map Overlay



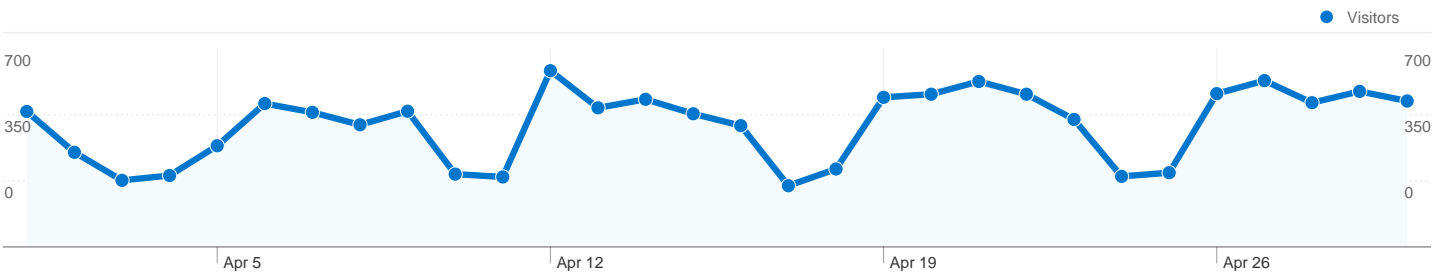
Traffic Sources Overview



- **Search Engines**
7,540.00 (38.06%)
- **Direct Traffic**
7,093.00 (35.80%)
- **Referring Sites**
5,178.00 (26.14%)

Content Overview

Pages	Pageviews	% Pageviews
/	9,504	13.70%
/index.php	6,652	9.59%
/people.php	2,050	2.95%
/pages/research.html	1,793	2.58%
/people.php?action=category&c	1,306	1.88%



9,772 people visited this site

19,811 Visits

9,772 Absolute Unique Visitors

69,381 Pageviews

3.50 Average Pageviews

00:02:47 Time on Site

58.05% Bounce Rate

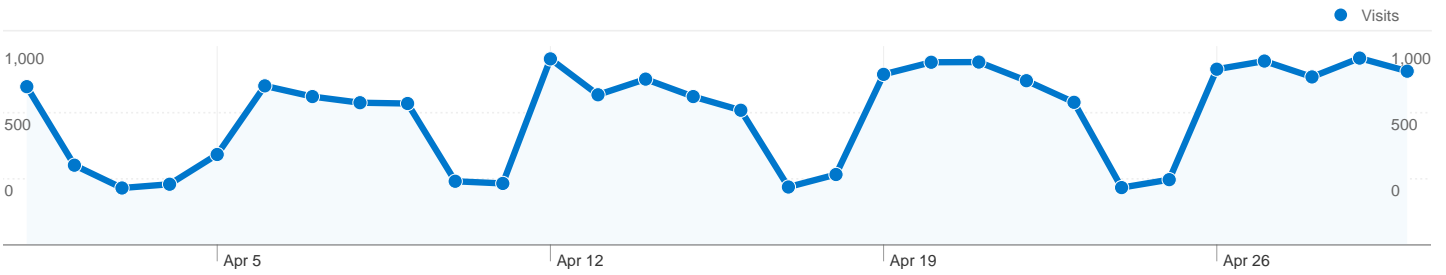
42.96% New Visits

Technical Profile




Browser	Visits	% visits	Connection Speed	Visits	% visits
Internet Explorer	11,333	57.21%	T1	11,638	58.75%
Firefox	5,462	27.57%	Unknown	3,410	17.21%
Safari	1,386	7.00%	DSL	2,736	13.81%
Chrome	1,354	6.83%	Cable	1,809	9.13%
Opera	148	0.75%	Dialup	189	0.95%

Traffic Sources Overview

Comparing to: Site



All traffic sources sent a total of 19,811 visits

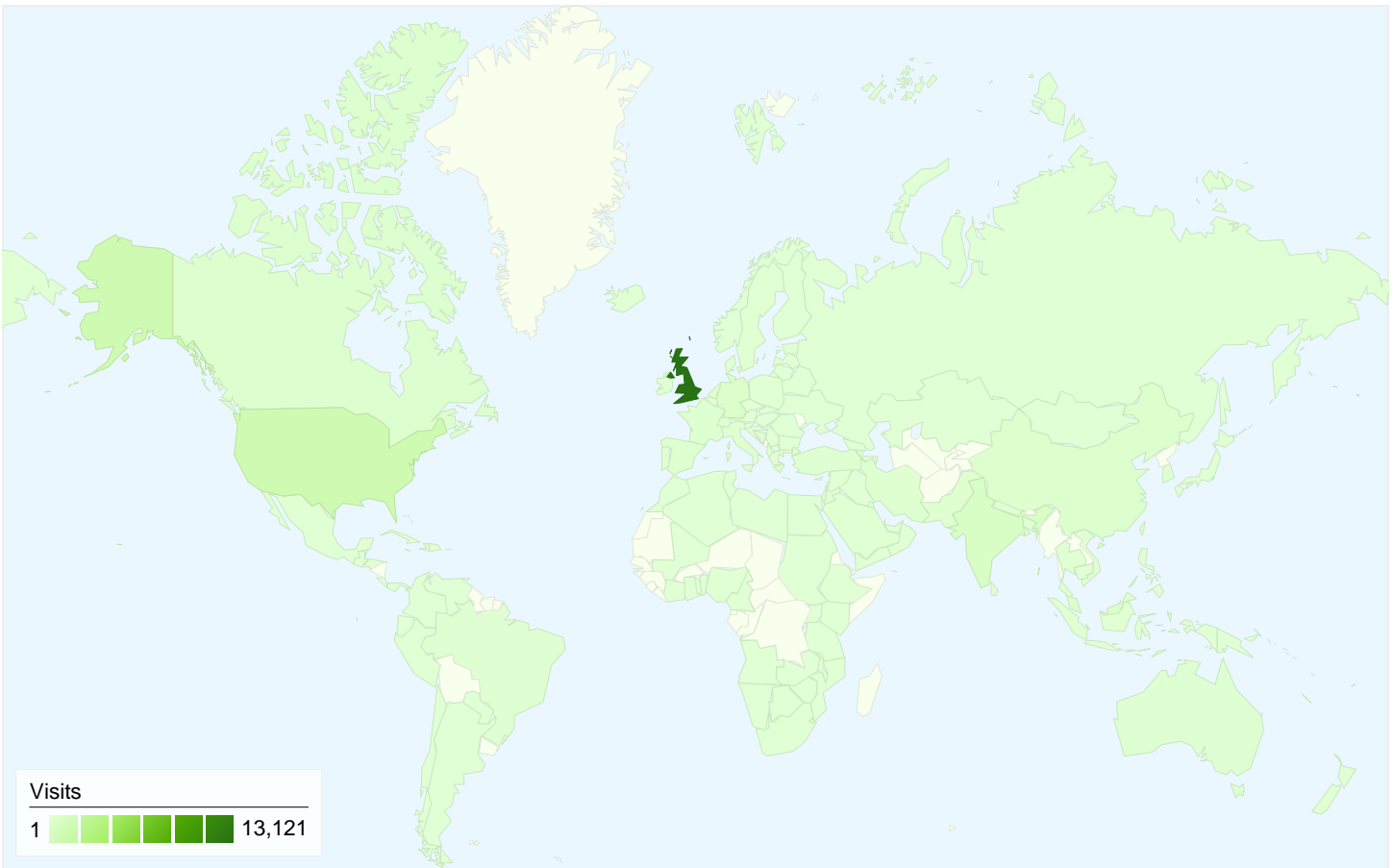
-  35.80% Direct Traffic
-  26.14% Referring Sites
-  38.06% Search Engines



- Search Engines
7,540.00 (38.06%)
- Direct Traffic
7,093.00 (35.80%)
- Referring Sites
5,178.00 (26.14%)

Top Traffic Sources

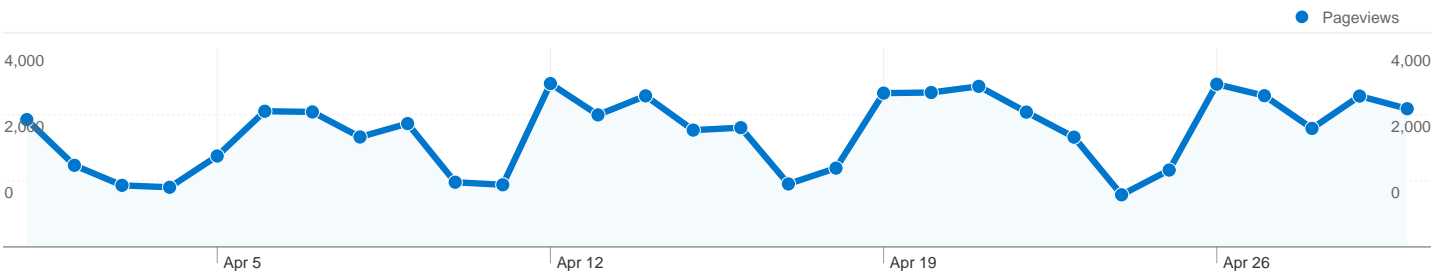
Sources	Visits	% visits	Keywords	Visits	% visits
(direct) ((none))	7,093	35.80%	markus kraft	607	8.05%
google (organic)	6,728	33.96%	chemical engineering	235	3.12%
cam.ac.uk (referral)	815	4.11%	cambridge chemical	171	2.27%
tech.cam.ac.uk (referral)	776	3.92%	fluid dynamic gauge resolution	144	1.91%
bing (organic)	565	2.85%	biobullets	132	1.75%




19,811 visits came from 144 countries/territories


Site Usage						
Visits	Pages/Visit	Avg. Time on Site	% New Visits	Bounce Rate		
19,811 % of Site Total: 100.00%	3.50 Site Avg: 3.50 (0.00%)	00:02:47 Site Avg: 00:02:47 (0.00%)	43.00% Site Avg: 42.96% (0.08%)	58.05% Site Avg: 58.05% (0.00%)		
Country/Territory	Visits	Pages/Visit	Avg. Time on Site	% New Visits	Bounce Rate	
United Kingdom	13,121	3.07	00:02:43	25.24%	62.18%	
United States	1,363	3.27	00:01:29	86.87%	61.12%	
India	618	4.34	00:03:22	82.20%	45.63%	
Germany	400	5.10	00:02:49	64.00%	39.50%	
Malaysia	315	3.50	00:02:48	62.86%	59.68%	
China	249	5.88	00:04:24	66.67%	37.75%	
Canada	232	4.05	00:02:01	85.78%	57.33%	
France	167	5.74	00:03:47	72.46%	50.90%	
Spain	165	5.24	00:03:14	62.42%	39.39%	


Australia	153	5.49	00:03:52	86.27%	45.75%
					1 - 10 of 144



Pages on this site were viewed a total of 69,381 times

 **69,381** Pageviews

 **53,877** Unique Views

 **58.05%** Bounce Rate

Top Content

Pages	Pageviews	% Pageviews
/	9,504	13.70%
/index.php	6,652	9.59%
/people.php	2,050	2.95%
/pages/research.html	1,793	2.58%
/people.php?action=category&c=academic	1,306	1.88%