

Site Usage

22,252 Visits

56.90% Bounce Rate

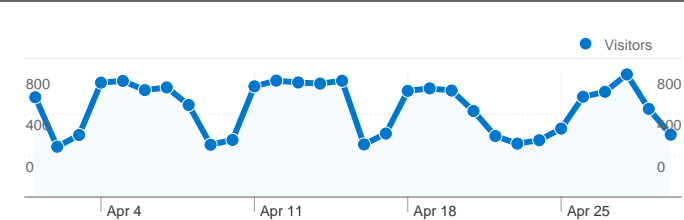
72,487 Pageviews

00:02:29 Avg. Time on Site

3.26 Pages/Visit

56.70% % New Visits

Visitors Overview

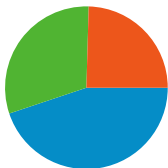


Visitors
14,024

Content Overview

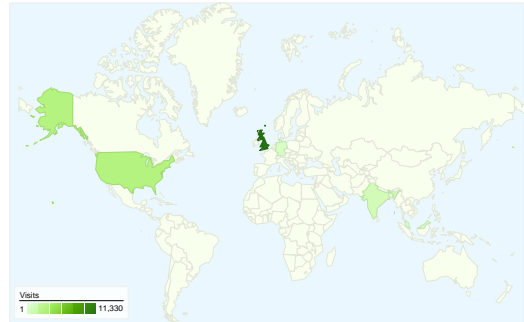
Pages	Pageviews	% Pageviews
/	8,565	11.82%
/index.php	3,784	5.22%
/people.php	1,865	2.57%
/pages/research.html	1,614	2.23%
/pages/prospective-	1,189	1.64%

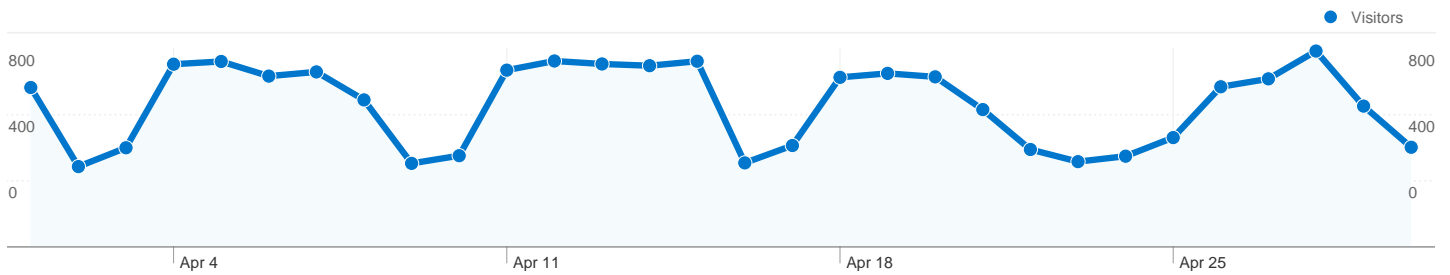
Traffic Sources Overview



- **Search Engines**
9,983.00 (44.86%)
- **Referring Sites**
6,806.00 (30.59%)
- **Direct Traffic**
5,463.00 (24.55%)

Map Overlay





14,024 people visited this site

22,252 Visits

14,024 Absolute Unique Visitors

72,487 Pageviews

3.26 Average Pageviews

00:02:29 Time on Site

56.90% Bounce Rate

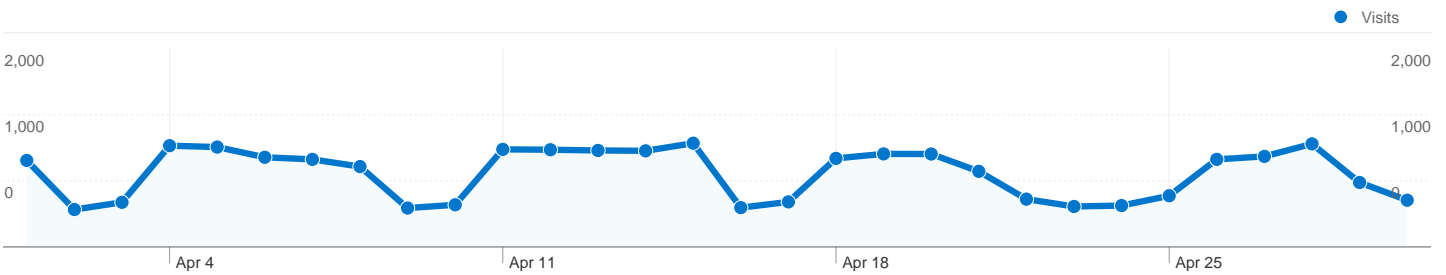
56.70% New Visits

Technical Profile




Browser	Visits	% visits	Connection Speed	Visits	% visits
Internet Explorer	9,242	41.53%	Unknown	22,252	100.00%
Firefox	6,778	30.46%			
Chrome	3,588	16.12%			
Safari	2,102	9.45%			
Opera	315	1.42%			

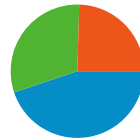
Traffic Sources Overview

Comparing to: Site



All traffic sources sent a total of 22,252 visits

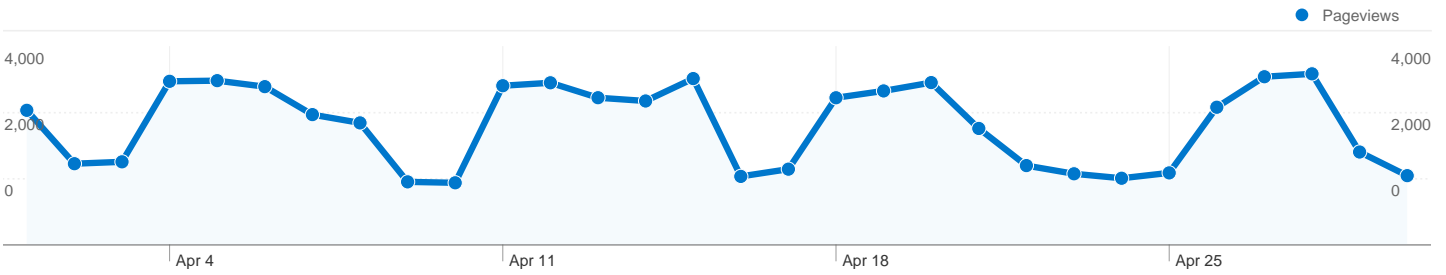
-  **24.55%** Direct Traffic
-  **30.59%** Referring Sites
-  **44.86%** Search Engines




- **Search Engines**
9,983.00 (44.86%)
- **Referring Sites**
6,806.00 (30.59%)
- **Direct Traffic**
5,463.00 (24.55%)

Top Traffic Sources


Sources	Visits	% visits	Keywords	Visits	% visits
google (organic)	9,585	43.07%	peter kauders cambridge	318	3.19%
(direct) ((none))	5,463	24.55%	cambridge chemical	182	1.82%
cam.ac.uk (referral)	1,010	4.54%	chemical engineering	178	1.78%
tech.cam.ac.uk (referral)	913	4.10%	laminar flow	159	1.59%
google.com (referral)	785	3.53%	dr kamrun yunus	118	1.18%



Pages on this site were viewed a total of 72,487 times

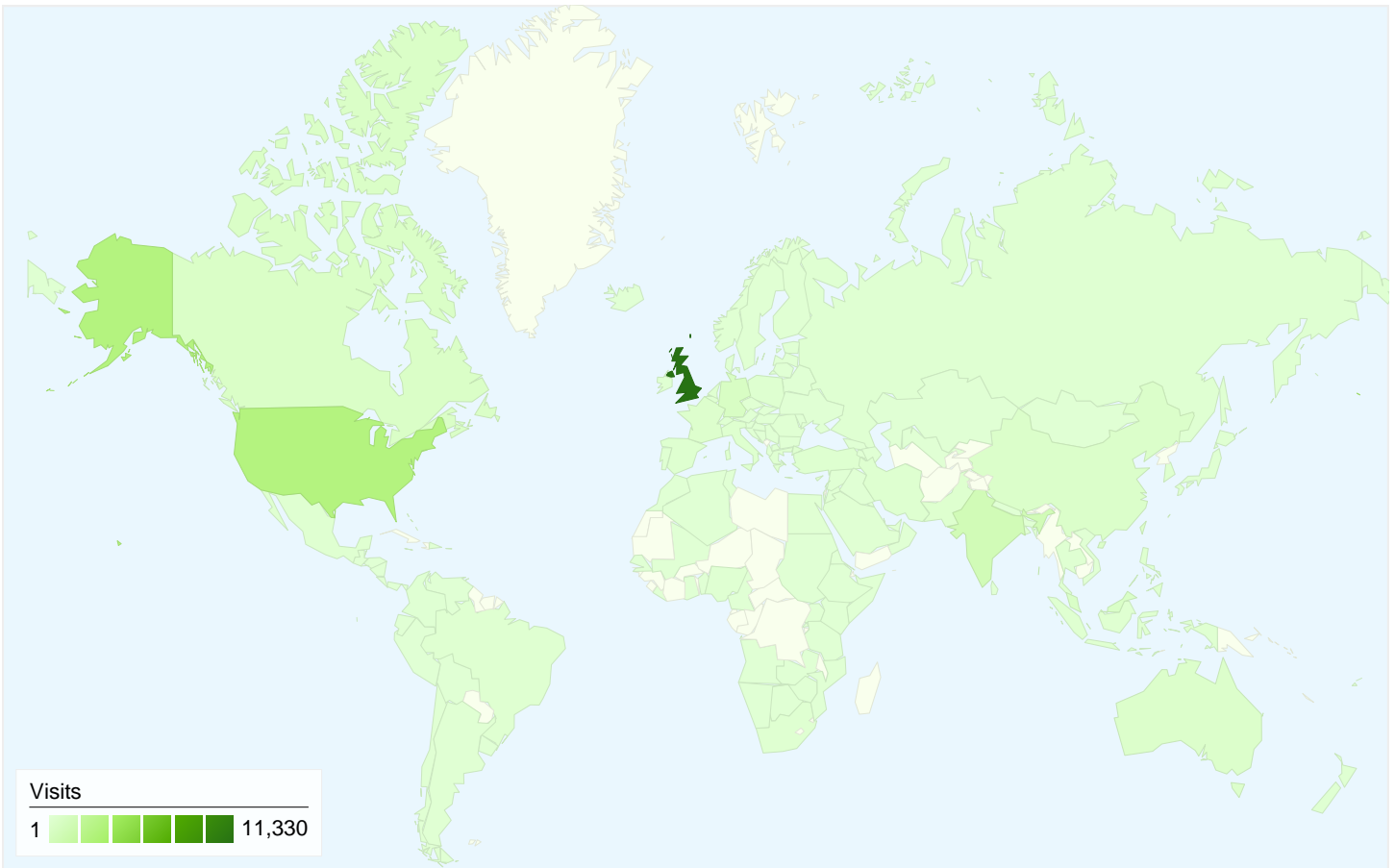
 72,487 Pageviews

 55,940 Unique Views

 56.90% Bounce Rate

Top Content

Pages	Pageviews	% Pageviews
/	8,565	11.82%
/index.php	3,784	5.22%
/people.php	1,865	2.57%
/pages/research.html	1,614	2.23%
/pages/prospective-students.html	1,189	1.64%



22,252 visits came from 141 countries/territories

Site Usage

Country/Territory	Visits	Pages/Visit	Avg. Time on Site	% New Visits	Bounce Rate
United Kingdom	11,330	3.07	00:02:39	35.46%	57.95%
United States	2,846	2.49	00:01:20	85.56%	63.74%
India	995	3.27	00:02:33	87.84%	54.47%
Germany	566	4.41	00:02:22	57.95%	46.29%
Malaysia	454	3.45	00:03:53	74.67%	51.54%
Canada	444	2.71	00:01:36	91.89%	59.68%
China	349	4.25	00:03:17	54.73%	51.58%
Australia	318	3.32	00:02:11	69.50%	60.38%
France	247	3.18	00:01:54	70.45%	59.11%

South Korea	191	5.34	00:03:04	73.82%	46.60%
					1 - 10 of 141