

Site Usage

21,270 Visits

52.20% Bounce Rate

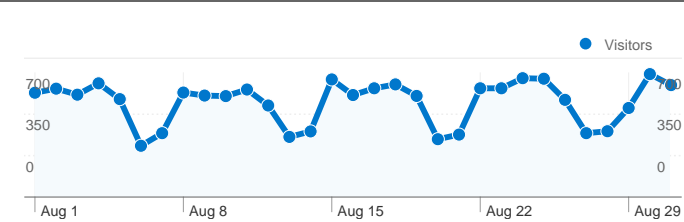
81,713 Pageviews

00:03:23 Avg. Time on Site

3.84 Pages/Visit

56.92% % New Visits

Visitors Overview

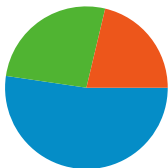


Visitors
13,528

Content Overview

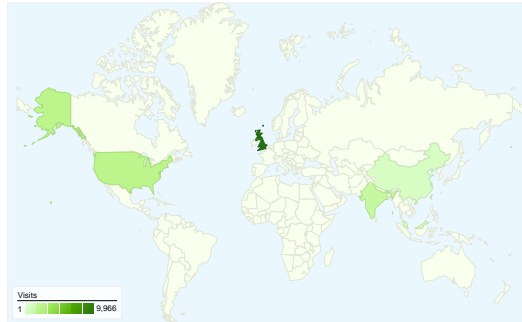
Pages	Pageviews	% Pageviews
/	9,944	12.17%
/index.php	3,290	4.03%
/pages/undergraduates-	2,227	2.73%
/people.php	2,164	2.65%
/pages/research.html	1,959	2.40%

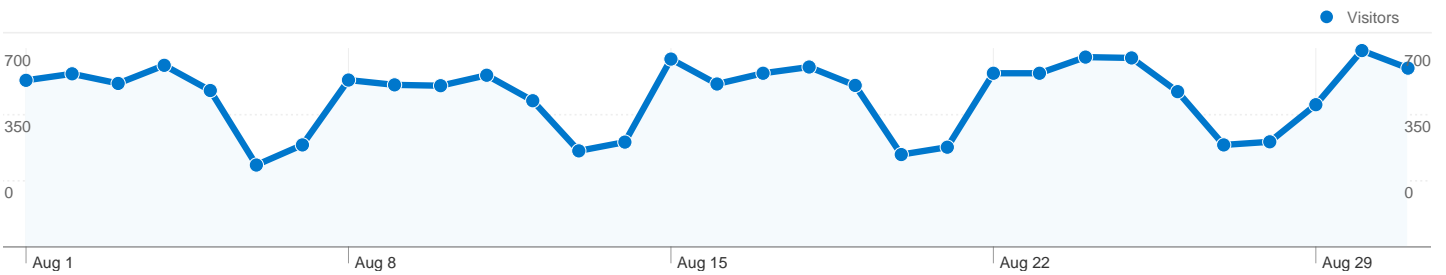
Traffic Sources Overview



- **Search Engines**
11,129.00 (52.32%)
- **Referring Sites**
5,613.00 (26.39%)
- **Direct Traffic**
4,528.00 (21.29%)

Map Overlay





13,528 people visited this site

21,270 Visits

13,528 Absolute Unique Visitors

81,713 Pageviews

3.84 Average Pageviews

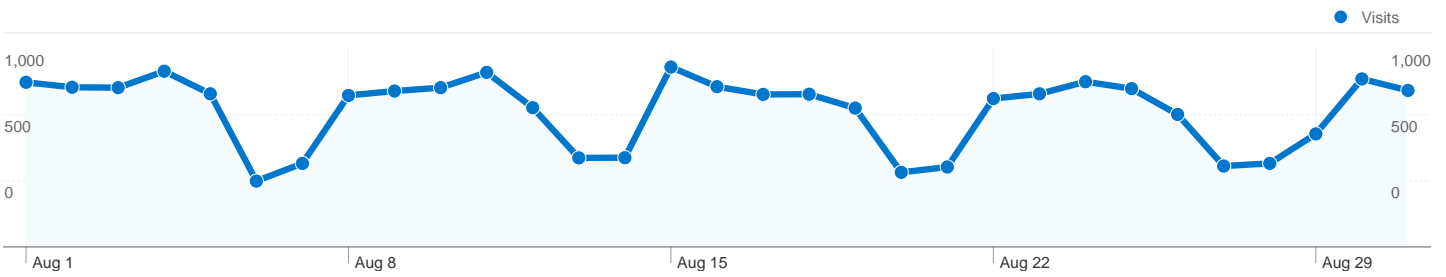
00:03:23 Time on Site

52.20% Bounce Rate

56.92% New Visits

Technical Profile


Browser	Visits	% visits	Connection Speed	Visits	% visits
Internet Explorer	8,394	39.46%	Unknown	21,270	100.00%
Firefox	5,812	27.32%			
Chrome	4,488	21.10%			
Safari	1,964	9.23%			
Opera	234	1.10%			

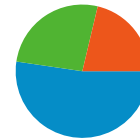


All traffic sources sent a total of 21,270 visits

 21.29% Direct Traffic

 26.39% Referring Sites

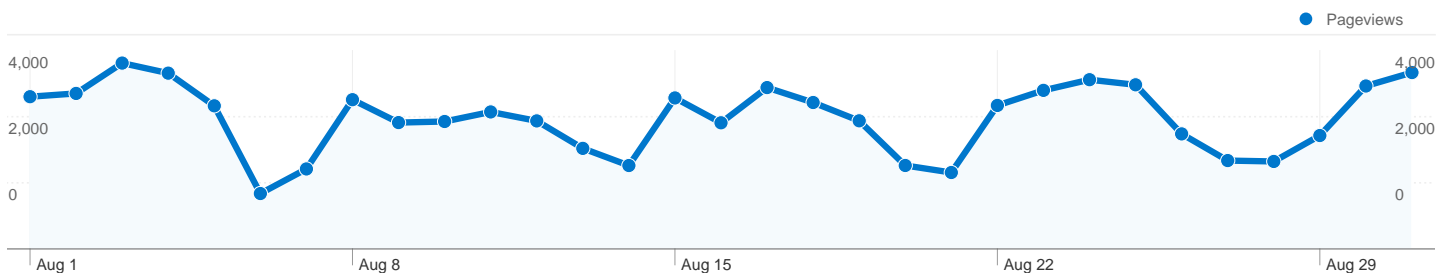
 52.32% Search Engines



- Search Engines
11,129.00 (52.32%)
- Referring Sites
5,613.00 (26.39%)
- Direct Traffic
4,528.00 (21.29%)

Top Traffic Sources

Sources	Visits	% visits	Keywords	Visits	% visits
google (organic)	10,620	49.93%	chemical engineering	322	2.89%
(direct) ((none))	4,528	21.29%	sarada crowe cambridge	287	2.58%
cam.ac.uk (referral)	1,334	6.27%	cambridge chemical	269	2.42%
tech.cam.ac.uk (referral)	847	3.98%	peter foreman cambridge	158	1.42%
search.cam.ac.uk (referral)	402	1.89%	biaohua chen buct	96	0.86%



Pages on this site were viewed a total of 81,713 times

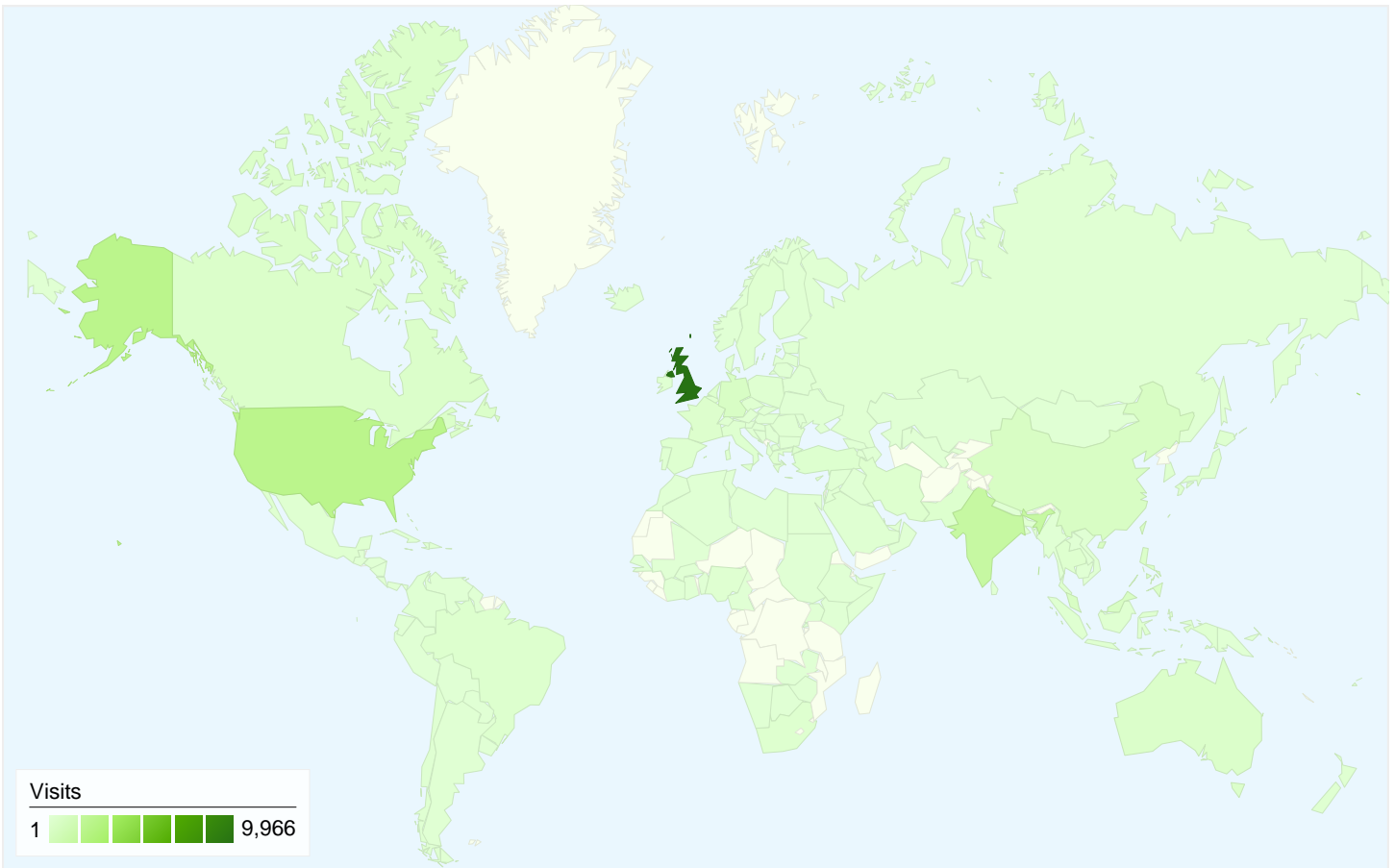
81,713 Pageviews

62,922 Unique Views

52.20% Bounce Rate

Top Content

Pages	Pageviews	% Pageviews
/	9,944	12.17%
/index.php	3,290	4.03%
/pages/undergraduates-chemeng-bameng.html	2,227	2.73%
/people.php	2,164	2.65%
/pages/research.html	1,959	2.40%



21,270 visits came from 149 countries/territories

Site Usage						
Visits	Pages/Visit	Avg. Time on Site	% New Visits	Bounce Rate		
21,270 % of Site Total: 100.00%	3.84 Site Avg: 3.84 (0.00%)	00:03:23 Site Avg: 00:03:23 (0.00%)	56.92% Site Avg: 56.92% (0.01%)	52.20% Site Avg: 52.20% (0.00%)		
Country/Territory	Visits	Pages/Visit	Avg. Time on Site	% New Visits	Bounce Rate	
United Kingdom	9,966	3.71	00:03:45	38.76%	51.41%	
United States	2,128	3.05	00:02:13	76.97%	61.37%	
India	1,500	4.36	00:03:31	80.00%	51.53%	
Malaysia	495	3.94	00:03:10	60.81%	55.56%	
China	495	5.32	00:05:21	56.57%	38.38%	
Germany	468	4.01	00:02:06	68.16%	49.57%	
Singapore	395	5.01	00:05:05	51.14%	39.75%	
Canada	319	3.53	00:03:00	76.18%	54.55%	
Philippines	317	1.98	00:02:12	79.18%	70.66%	

Australia	303	4.01	00:02:47	82.18%	53.47%
					1 - 10 of 149