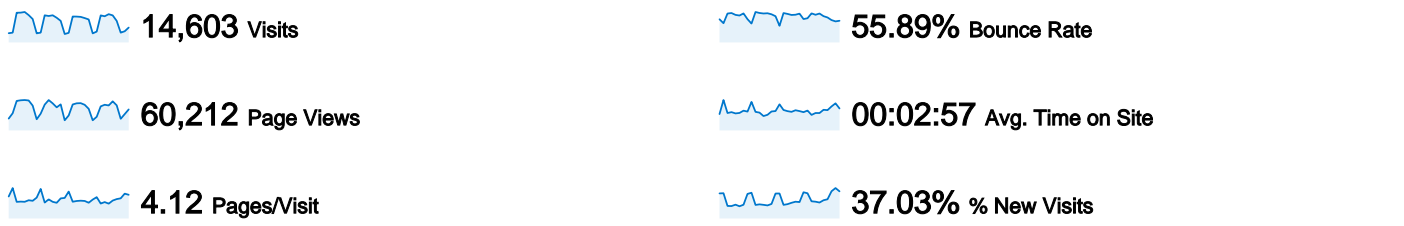
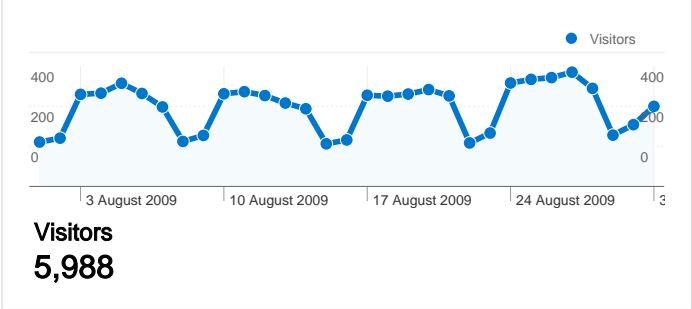


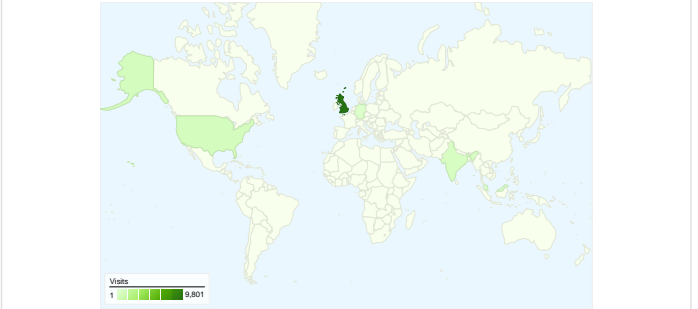
Site Usage



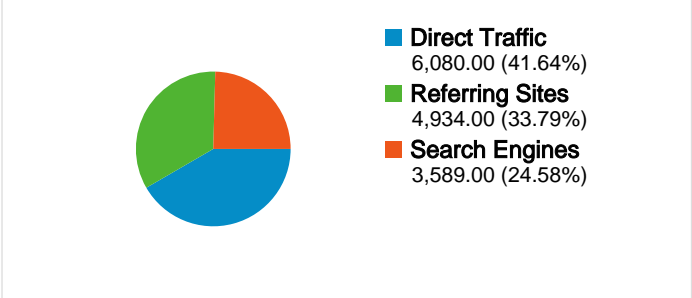
Visitors Overview



Map Overlay world

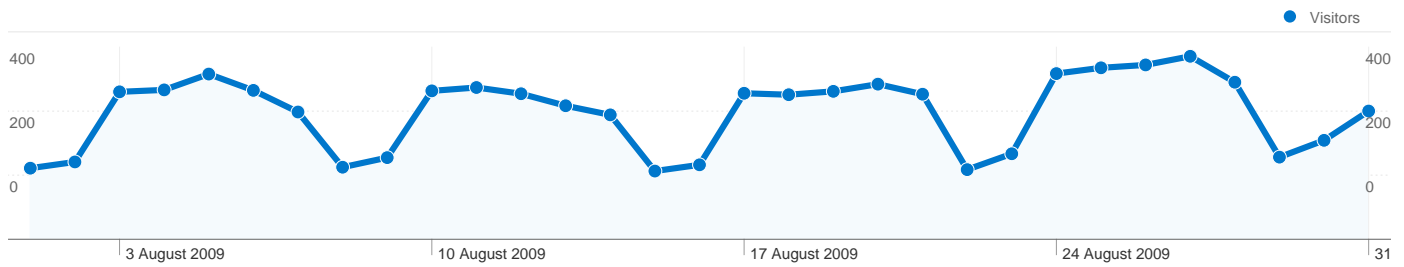


Traffic Sources Overview



Content Overview

Pages	Page Views	% Page Views
/	7,649	12.70%
/index.php	6,647	11.04%
/pages/undergraduates-	1,960	3.26%
/people.php	1,883	3.13%
/pages/research.html	1,491	2.48%



5,988 people visited this site

14,603 Visits

5,988 Absolute Unique Visitors

60,212 Page Views

4.12 Average Page Views

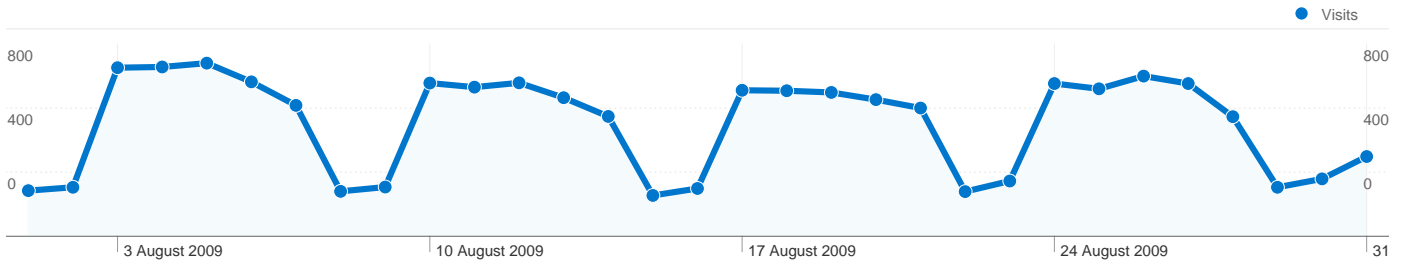
00:02:57 Time on Site

55.89% Bounce Rate




37.03% New Visits

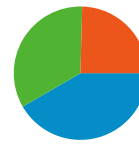
Technical Profile

Browser	Visits	% visits	Connection Speed	Visits	% visits
Internet Explorer	9,755	66.80%	T1	8,379	57.38%
Firefox	3,423	23.44%	Unknown	2,757	18.88%
Safari	739	5.06%	DSL	2,096	14.35%
Chrome	493	3.38%	Cable	1,177	8.06%
Opera	115	0.79%	Dialup	163	1.12%



All traffic sources sent a total of 14,603 visits

-  **41.64%** Direct Traffic
-  **33.79%** Referring Sites
-  **24.58%** Search Engines

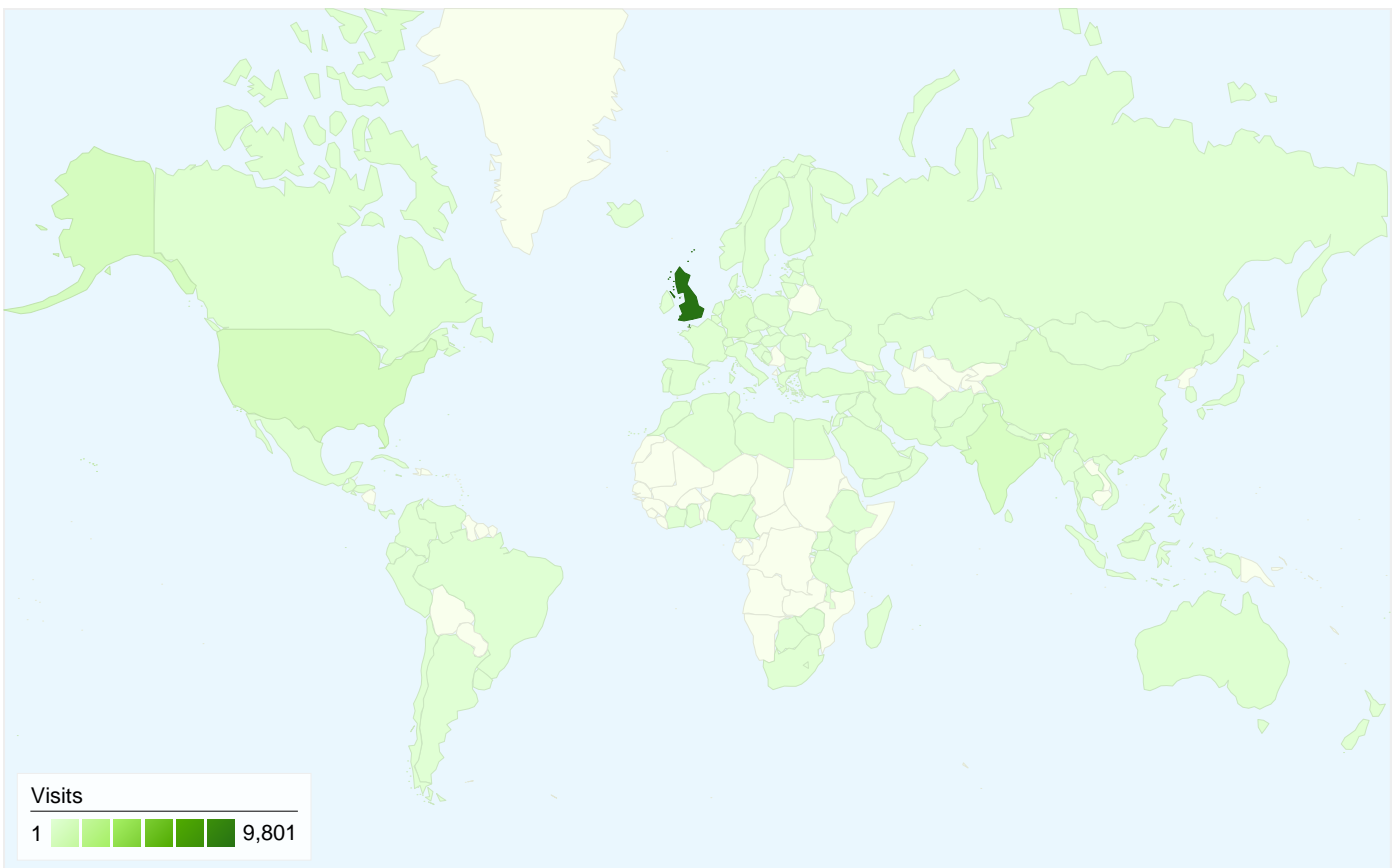


- **Direct Traffic**
6,080.00 (41.64%)
- **Referring Sites**
4,934.00 (33.79%)
- **Search Engines**
3,589.00 (24.58%)

Top Traffic Sources

Sources	Visits	% visits
(direct) ((none))	6,080	41.64%
google (organic)	3,081	21.10%
cam.ac.uk (referral)	1,161	7.95%
cheng.cam.ac.uk (referral)	953	6.53%
tech.cam.ac.uk (referral)	900	6.16%

Keywords	Visits	% visits
chemical engineering	582	16.22%
elena gonzalez, cambridge	386	10.76%
cambridge chemical	146	4.07%
chemical engineering	58	1.62%
sina bonyadi	47	1.31%

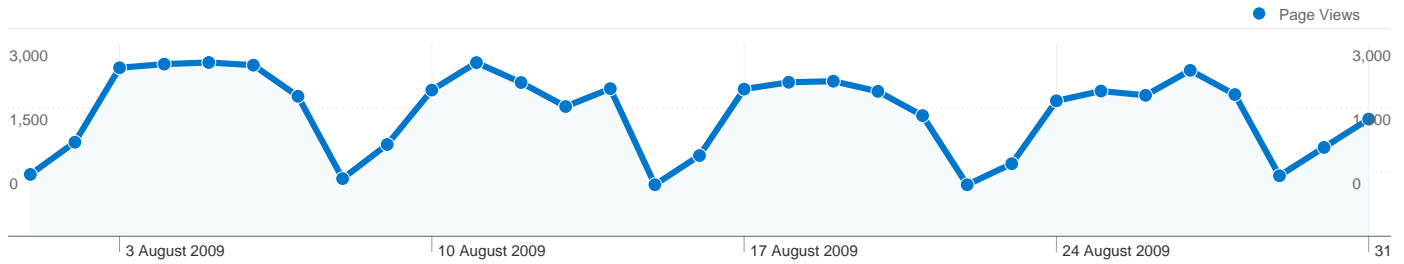


14,603 visits came from 128 countries/territories


Site Usage

Country/Territory	Visits	Pages/Visit	Avg. Time on Site	% New Visits	Bounce Rate
United Kingdom	9,801	3.19	00:02:10	19.70%	65.03%
United States	624	5.75	00:02:57	80.29%	44.87%
India	515	5.61	00:05:01	82.14%	36.12%
Germany	305	6.47	00:04:21	54.43%	39.34%
Malaysia	260	5.14	00:05:15	61.15%	42.31%
China	237	7.16	00:07:47	64.98%	21.52%
Singapore	188	5.82	00:05:03	67.55%	29.79%
Pakistan	169	5.11	00:04:26	85.21%	33.14%
Canada	137	4.49	00:01:55	75.91%	38.69%
Australia	116	5.34	00:03:53	68.97%	39.66%

1 - 10 of 128



Pages on this site were viewed a total of 60,212 times

 60,212 Page Views

 45,867 Unique Views

 55.89% Bounce Rate

Top Content

Pages	Page Views	% Page Views
/	7,649	12.70%
/index.php	6,647	11.04%
/pages/undergraduates-chemeng-bameng.html	1,960	3.26%
/people.php	1,883	3.13%
/pages/research.html	1,491	2.48%