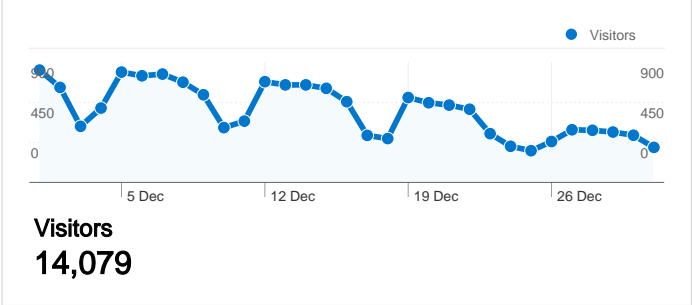


Site Usage

20,205 Visits	53.91% Bounce Rate
79,511 Pageviews	00:03:14 Avg. Time on Site
3.94 Pages/Visit	62.18% % New Visits

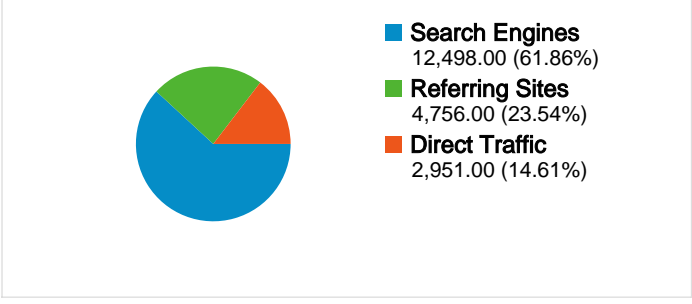
Visitors Overview



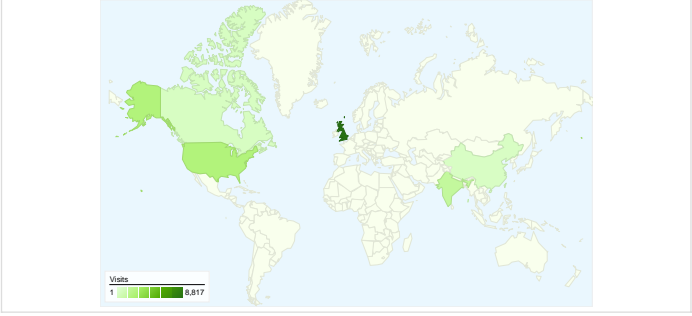
Content Overview

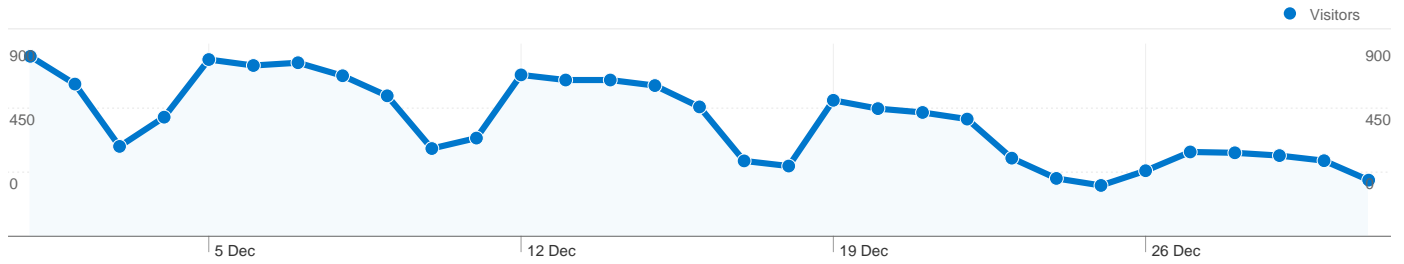
Pages	Pageviews	% Pageviews
/	7,677	9.66%
/index.php	2,561	3.22%
/pages/research-themes.html	2,041	2.57%
/people.php	1,814	2.28%
/pages/research-groups.html	1,790	2.25%

Traffic Sources Overview



Map Overlay





14,079 people visited this site

20,205 Visits

14,079 Absolute Unique Visitors

79,511 Pageviews

3.94 Average Pageviews

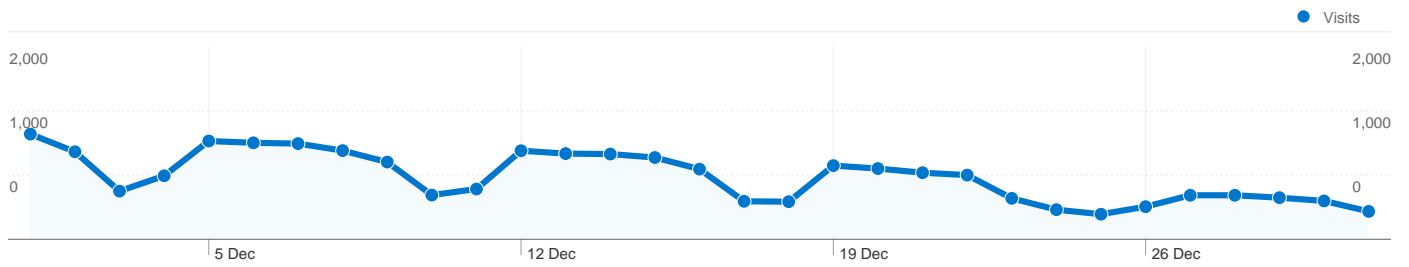
00:03:14 Time on Site

53.91% Bounce Rate




62.18% New Visits

Technical Profile

Browser	Visits	% visits
Internet Explorer	6,911	34.20%
Chrome	5,298	26.22%
Firefox	5,269	26.08%
Safari	2,124	10.51%
Opera	217	1.07%



All traffic sources sent a total of 20,205 visits

-  14.61% Direct Traffic
-  23.54% Referring Sites
-  61.86% Search Engines

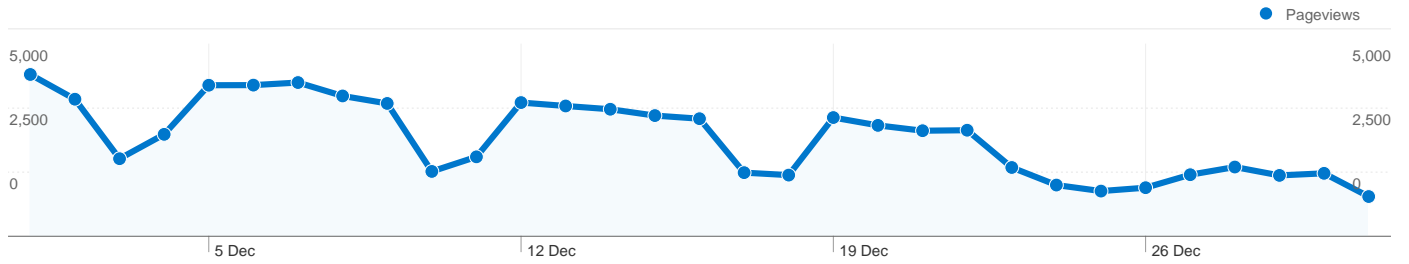


- Search Engines
12,498.00 (61.86%)
- Referring Sites
4,756.00 (23.54%)
- Direct Traffic
2,951.00 (14.61%)

Top Traffic Sources

Sources	Visits	% visits
google (organic)	12,064	59.71%
(direct) ((none))	2,951	14.61%
cam.ac.uk (referral)	1,415	7.00%
search.cam.ac.uk (referral)	456	2.26%
admin.cam.ac.uk (referral)	405	2.00%

Keywords	Visits	% visits
(not provided)	687	5.50%
chemical engineering	252	2.02%
laminar flow	233	1.86%
cambridge chemical	207	1.66%
dr bart hallmark	121	0.97%



Pages on this site were viewed a total of 79,511 times

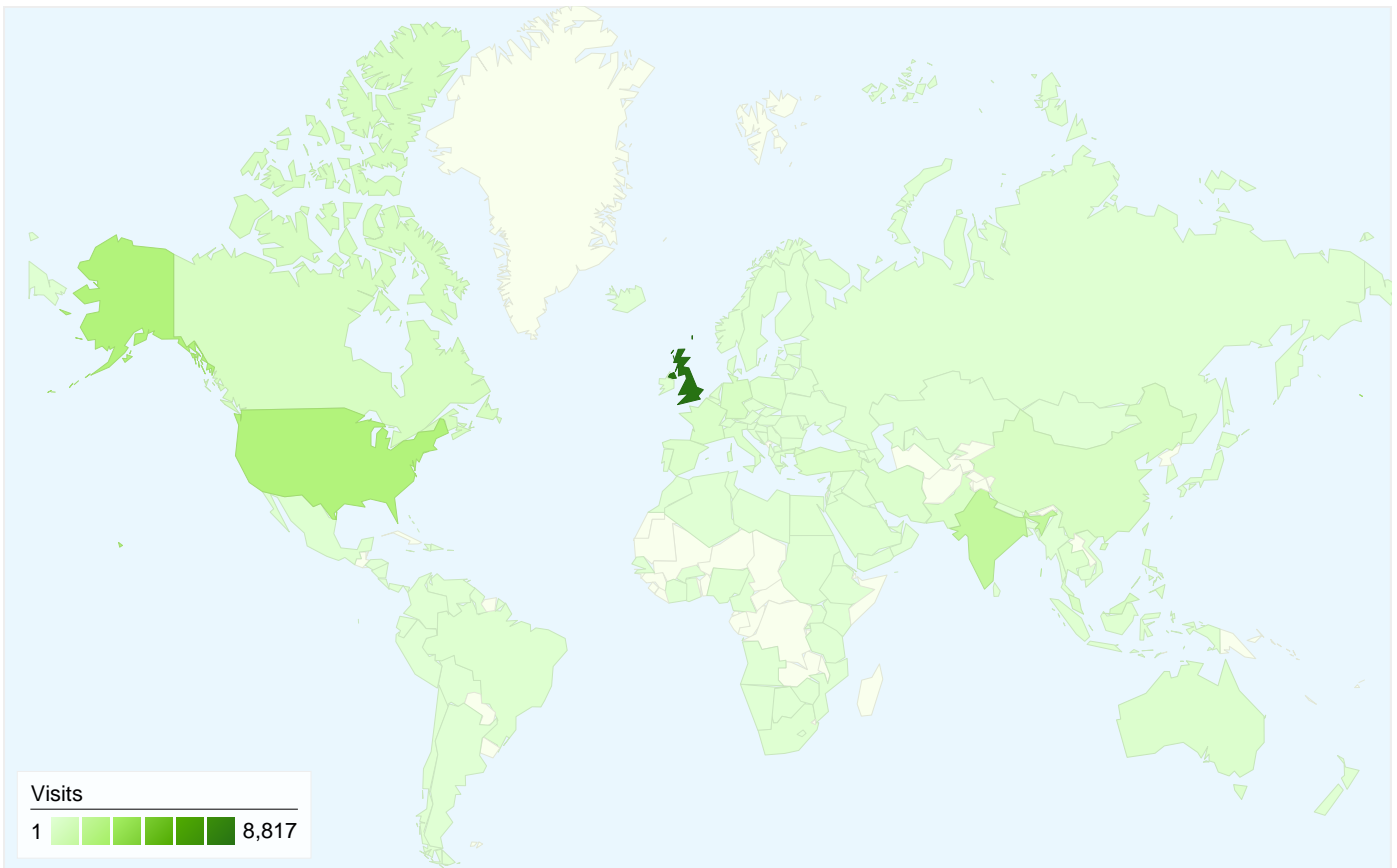
79,511 Pageviews

55,102 Unique Views

53.91% Bounce Rate

Top Content

Pages	Pageviews	% Pageviews
/	7,677	9.66%
/index.php	2,561	3.22%
/pages/research-themes.html	2,041	2.57%
/people.php	1,814	2.28%
/pages/research-groups.html	1,790	2.25%



20,205 visits came from 140 countries/territories

Site Usage

Visits	Pages/Visit	Avg. Time on Site	% New Visits	Bounce Rate	
20,205 % of Site Total: 100.00%	3.94 Site Avg: 3.94 (0.00%)	00:03:14 Site Avg: 00:03:14 (0.00%)	62.21% Site Avg: 62.18% (0.06%)	53.91% Site Avg: 53.91% (0.00%)	
Country/Territory	Visits	Pages/Visit	Avg. Time on Site	% New Visits	Bounce Rate
United Kingdom	8,817	4.50	00:04:04	44.27%	50.60%
United States	2,323	2.93	00:01:40	81.62%	63.84%
India	1,451	3.81	00:02:44	77.67%	53.48%
Canada	488	2.14	00:01:04	85.45%	68.24%
China	418	4.31	00:07:16	54.07%	43.78%
Germany	412	3.84	00:02:19	71.84%	55.83%
Malaysia	400	2.70	00:02:45	75.25%	62.50%
Pakistan	354	5.50	00:05:16	79.66%	44.63%
France	300	3.80	00:01:42	49.67%	68.00%
Turkey	291	3.38	00:01:59	83.85%	63.57%

1 - 10 of 140