

Site Usage

18,082 Visits

55.54% Bounce Rate

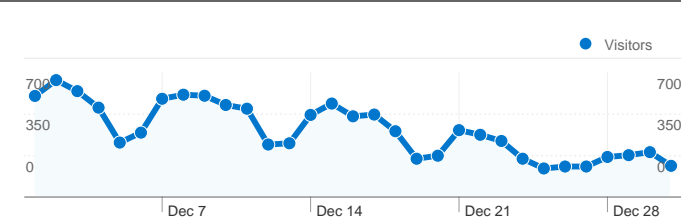
71,623 Pageviews

00:02:53 Avg. Time on Site

3.96 Pages/Visit

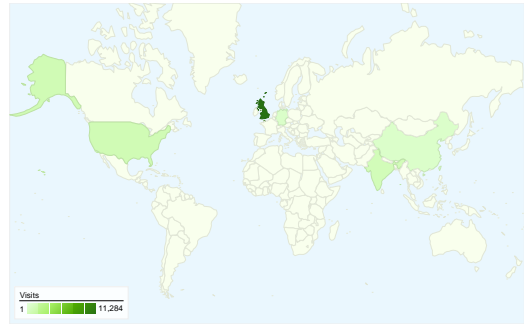
42.40% % New Visits

Visitors Overview

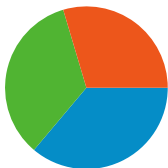


Visitors
8,823

Map Overlay world



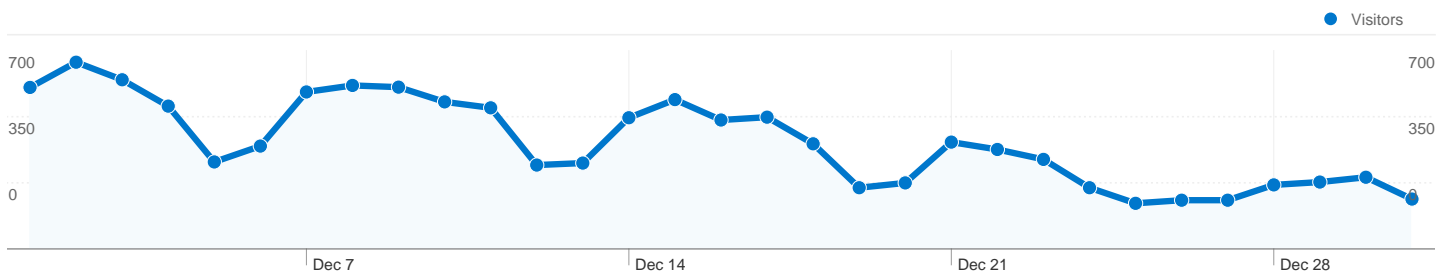
Traffic Sources Overview



- **Search Engines**
6,536.00 (36.15%)
- **Referring Sites**
6,193.00 (34.25%)
- **Direct Traffic**
5,353.00 (29.60%)

Content Overview

Pages	Pageviews	% Pageviews
/	7,924	11.06%
/index.php	6,779	9.46%
/people.php	2,037	2.84%
/pages/research.html	1,805	2.52%
/pages/prospective-	1,510	2.11%



8,823 people visited this site

18,082 Visits

8,823 Absolute Unique Visitors

71,623 Pageviews

3.96 Average Pageviews

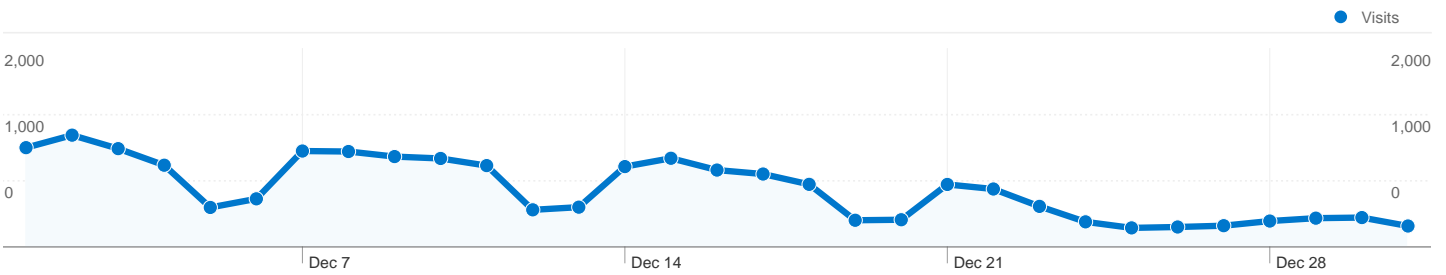
00:02:53 Time on Site

55.54% Bounce Rate




42.40% New Visits

Technical Profile

Browser	Visits	% visits	Connection Speed	Visits	% visits
Internet Explorer	11,163	61.74%	T1	9,175	50.74%
Firefox	4,504	24.91%	Unknown	3,824	21.15%
Safari	1,177	6.51%	DSL	2,873	15.89%
Chrome	946	5.23%	Cable	1,956	10.82%
Opera	176	0.97%	Dialup	222	1.23%



All traffic sources sent a total of 18,082 visits

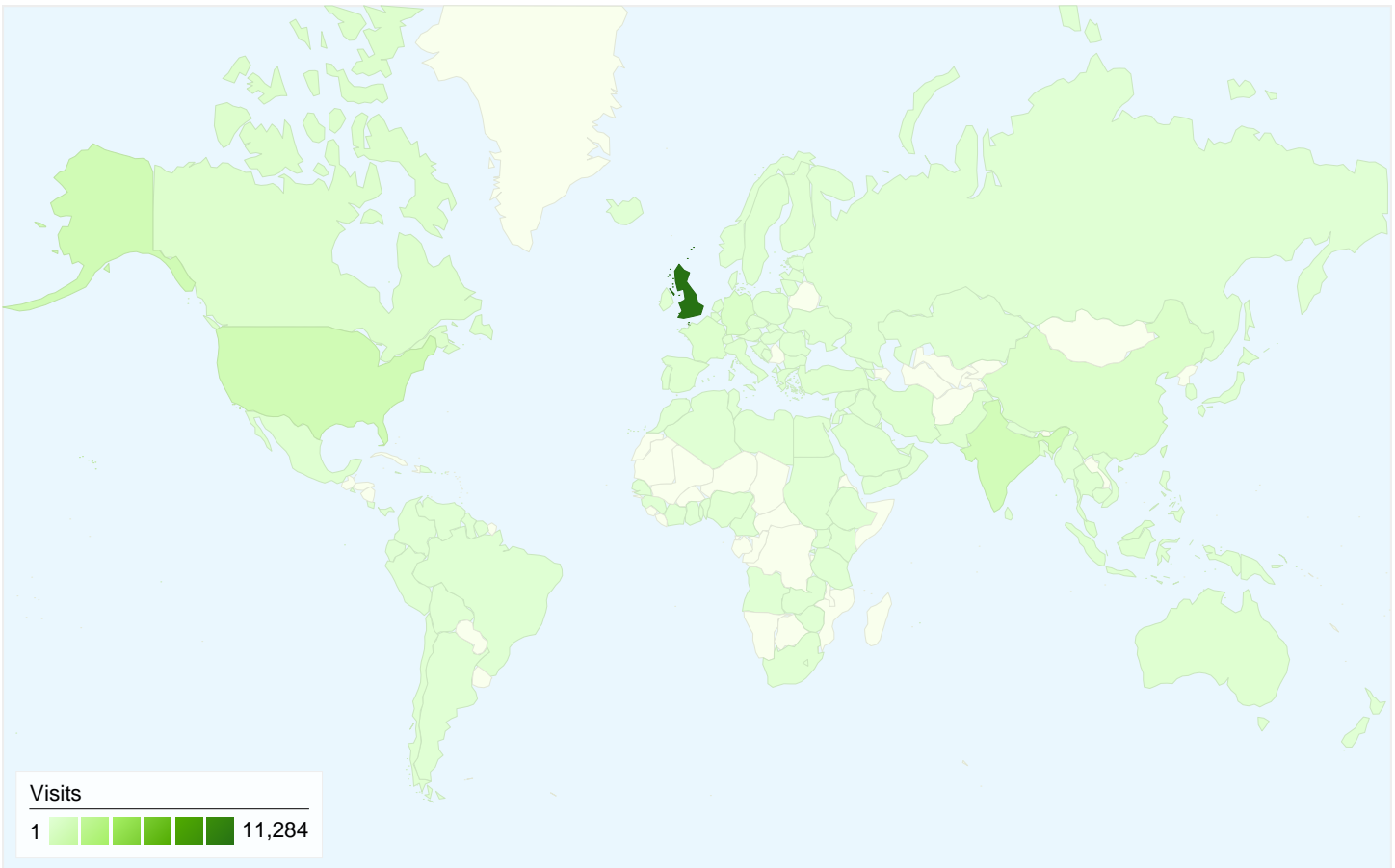
-  **29.60%** Direct Traffic
-  **34.25%** Referring Sites
-  **36.15%** Search Engines



- **Search Engines**
6,536.00 (36.15%)
- **Referring Sites**
6,193.00 (34.25%)
- **Direct Traffic**
5,353.00 (29.60%)

Top Traffic Sources

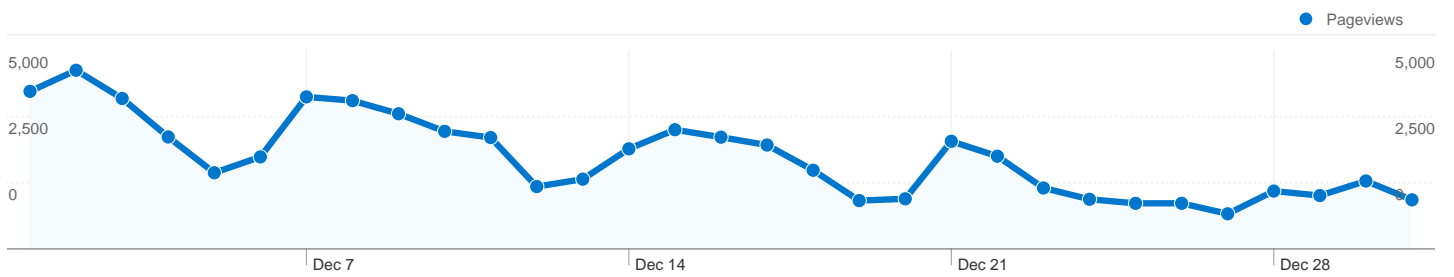
Sources	Visits	% visits	Keywords	Visits	% visits
google (organic)	5,687	31.45%	the role of hydrophobic amino	457	6.99%
(direct) ((none))	5,353	29.60%	chemical engineering	244	3.73%
tech.cam.ac.uk (referral)	981	5.43%	alefiyah jafferji	215	3.29%
cam.ac.uk (referral)	966	5.34%	cambridge chemical	159	2.43%
bing (organic)	681	3.77%	lynn gladden pro vice	152	2.33%



18,082 visits came from 129 countries/territories

Site Usage						
Visits	Pages/Visit	Avg. Time on Site	% New Visits	Bounce Rate		
18,082 % of Site Total: 100.00%	3.96 Site Avg: 3.96 (0.00%)	00:02:53 Site Avg: 00:02:53 (0.00%)	42.44% Site Avg: 42.40% (0.10%)	55.54% Site Avg: 55.54% (0.00%)		
Country/Territory	Visits	Pages/Visit	Avg. Time on Site	% New Visits	Bounce Rate	
United Kingdom	11,284	3.15	00:02:22	24.52%	62.43%	
United States	1,066	4.94	00:02:53	77.95%	48.97%	
India	904	6.35	00:04:57	78.76%	37.06%	
Germany	394	4.84	00:02:49	60.15%	39.59%	
China	347	6.14	00:06:14	63.69%	37.46%	
Canada	253	3.40	00:02:16	76.28%	57.71%	
Malaysia	223	4.01	00:02:53	50.67%	51.57%	
France	217	5.41	00:03:41	73.73%	48.39%	
Iran	146	4.94	00:04:51	84.93%	42.47%	

Pakistan	146	5.14	00:03:48	80.82%	46.58%
					1 - 10 of 129



Pages on this site were viewed a total of 71,623 times

71,623 Pageviews

55,643 Unique Views

55.54% Bounce Rate

Top Content

Pages	Pageviews	% Pageviews
/	7,924	11.06%
/index.php	6,779	9.46%
/people.php	2,037	2.84%
/pages/research.html	1,805	2.52%
/pages/prospective-students.html	1,510	2.11%