

Site Usage

22,911 Visits

53.98% Bounce Rate

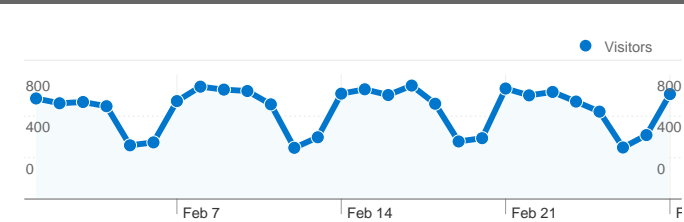
84,861 Pageviews

00:03:07 Avg. Time on Site

3.70 Pages/Visit

47.37% % New Visits

Visitors Overview

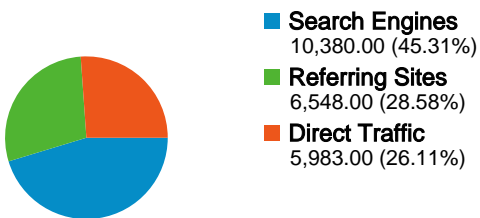


Visitors
12,459

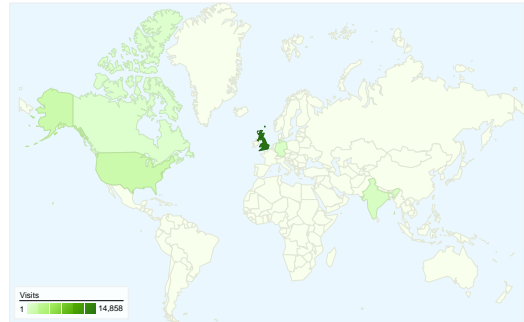
Content Overview

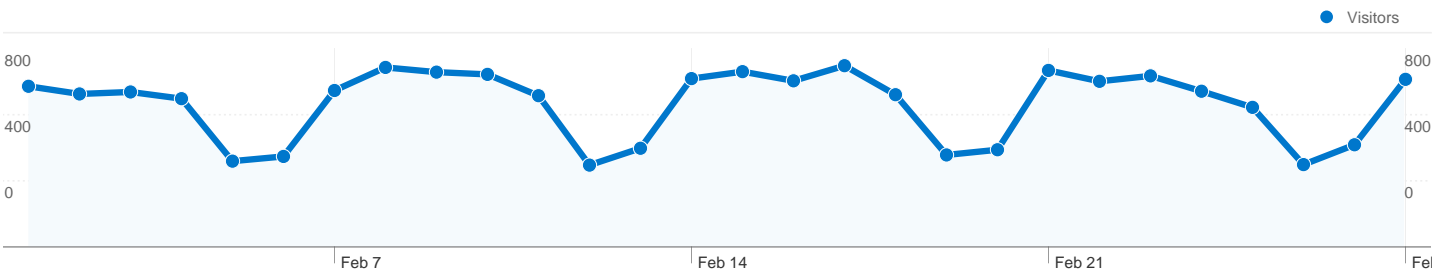
Pages	Pageviews	% Pageviews
/	11,259	13.27%
/index.php	5,202	6.13%
/people.php	2,473	2.91%
/pages/research.html	1,988	2.34%
/people.php?action=category&c	1,663	1.96%

Traffic Sources Overview



Map Overlay





12,459 people visited this site

22,911 Visits

12,459 Absolute Unique Visitors

84,861 Pageviews

3.70 Average Pageviews

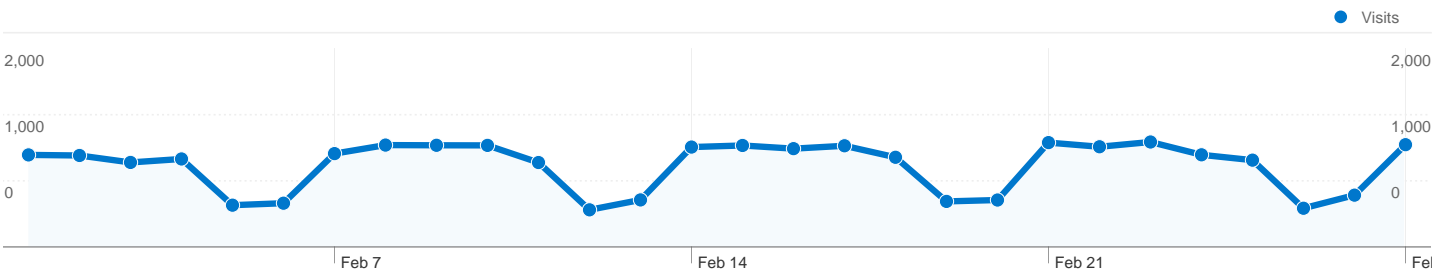
00:03:07 Time on Site

53.98% Bounce Rate




47.37% New Visits

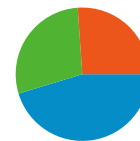
Technical Profile

Browser	Visits	% visits	Connection Speed	Visits	% visits
Internet Explorer	10,772	47.02%	T1	11,591	50.59%
Firefox	6,817	29.75%	Unknown	6,148	26.83%
Chrome	2,990	13.05%	DSL	3,188	13.91%
Safari	1,912	8.35%	Cable	1,726	7.53%
Opera	312	1.36%	Dialup	220	0.96%



All traffic sources sent a total of 22,911 visits

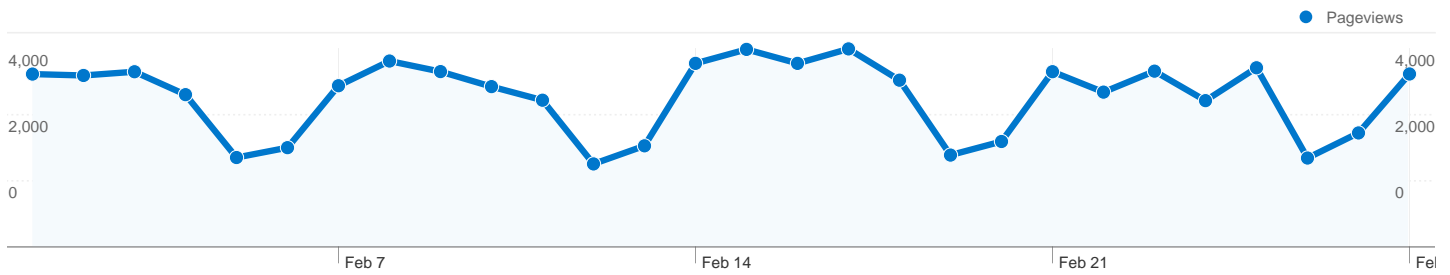
-  26.11% Direct Traffic
-  28.58% Referring Sites
-  45.31% Search Engines



- Search Engines
10,380.00 (45.31%)
- Referring Sites
6,548.00 (28.58%)
- Direct Traffic
5,983.00 (26.11%)


Top Traffic Sources


Sources	Visits	% visits	Keywords	Visits	% visits
google (organic)	9,926	43.32%	"institute of biotechnology"	375	3.61%
(direct) ((none))	5,983	26.11%	sarada crowe	367	3.54%
tech.cam.ac.uk (referral)	995	4.34%	cambridge chemical	330	3.18%
cam.ac.uk (referral)	960	4.19%	chemical engineering	328	3.16%
google.co.uk (referral)	459	2.00%	michaela mcneill	297	2.86%



Pages on this site were viewed a total of 84,861 times

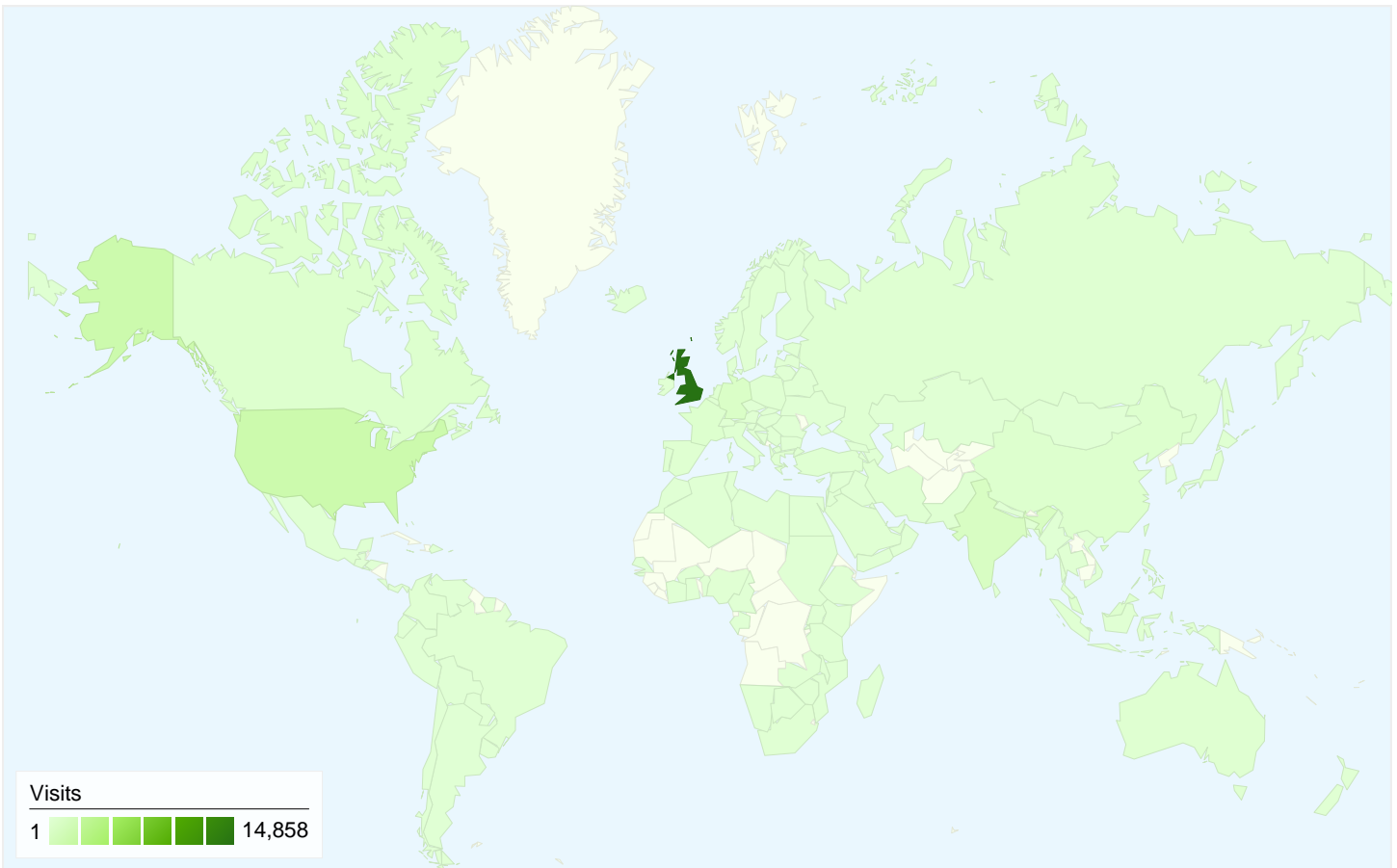
 **84,861** Pageviews

 **64,987** Unique Views

 **53.98%** Bounce Rate

Top Content

Pages	Pageviews	% Pageviews
/	11,259	13.27%
/index.php	5,202	6.13%
/people.php	2,473	2.91%
/pages/research.html	1,988	2.34%
/people.php?action=category&c=academic	1,663	1.96%



22,911 visits came from 144 countries/territories

Site Usage						
Visits	Pages/Visit	Avg. Time on Site	% New Visits	Bounce Rate		
22,911 % of Site Total: 100.00%	3.70 Site Avg: 3.70 (0.00%)	00:03:07 Site Avg: 00:03:07 (0.00%)	47.39% Site Avg: 47.37% (0.05%)	53.98% Site Avg: 53.98% (0.00%)		
Country/Territory	Visits	Pages/Visit	Avg. Time on Site	% New Visits	Bounce Rate	
United Kingdom	14,858	3.39	00:03:14	33.22%	55.85%	
United States	1,715	3.77	00:02:10	79.07%	57.78%	
India	753	4.83	00:03:26	74.50%	48.87%	
Germany	574	4.04	00:03:04	62.72%	55.75%	
Canada	298	3.51	00:01:58	77.52%	61.74%	
China	284	5.35	00:05:11	58.10%	41.20%	
France	283	4.43	00:02:49	68.90%	51.24%	
Singapore	248	5.04	00:03:25	66.53%	41.53%	
Malaysia	248	3.90	00:02:58	64.92%	46.37%	

Australia	163	4.74	00:02:49	74.85%	47.24%
					1 - 10 of 144