





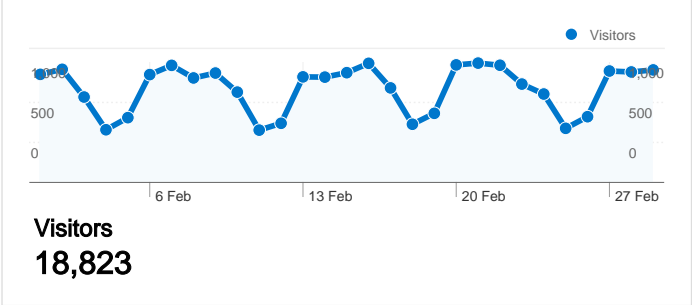


**Site Usage**

 <b>27,471</b> Visits	 <b>53.93%</b> Bounce Rate
 <b>100,778</b> Pageviews	 <b>00:02:57</b> Avg. Time on Site
 <b>3.67</b> Pages/Visit	 <b>61.38%</b> % New Visits

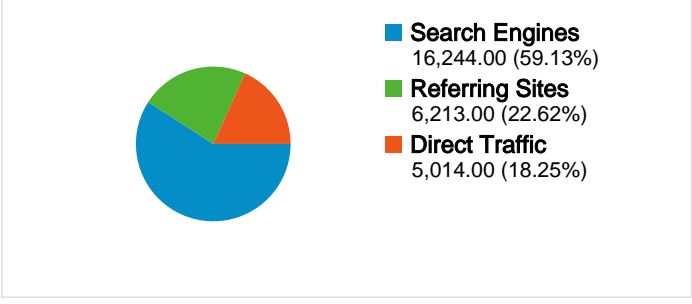
**Visitors Overview**



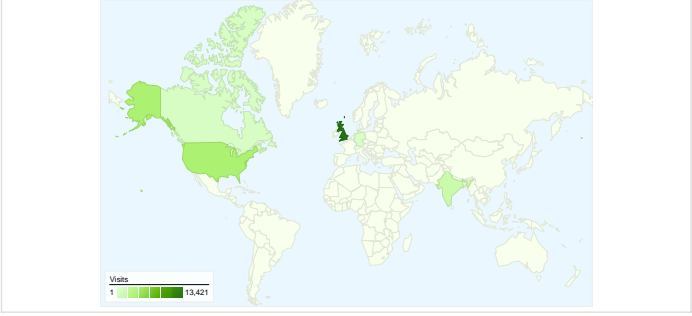
**Content Overview**

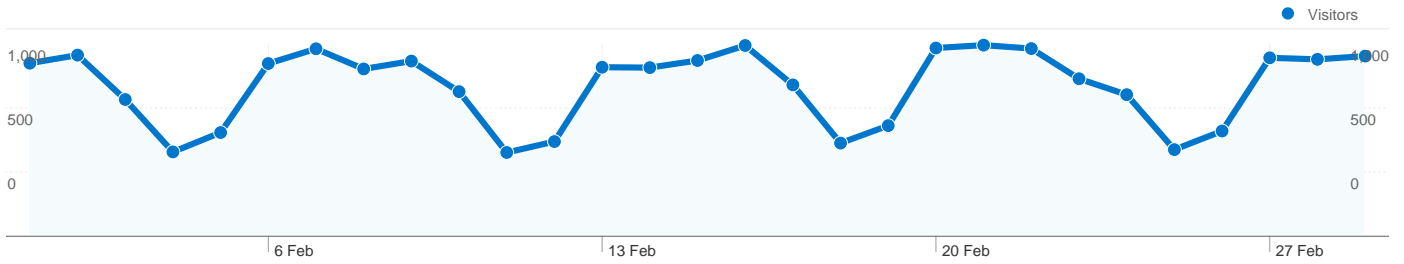
Pages	Pageviews	% Pageviews
/	10,327	10.25%
/index.php	2,781	2.76%
/people.php	2,389	2.37%
/pages/research-themes.html	2,383	2.36%
/pages/research-groups.html	2,072	2.06%

**Traffic Sources Overview**



**Map Overlay**





## 18,823 people visited this site

27,471 Visits

18,823 Absolute Unique Visitors

100,778 Pageviews

3.67 Average Pageviews

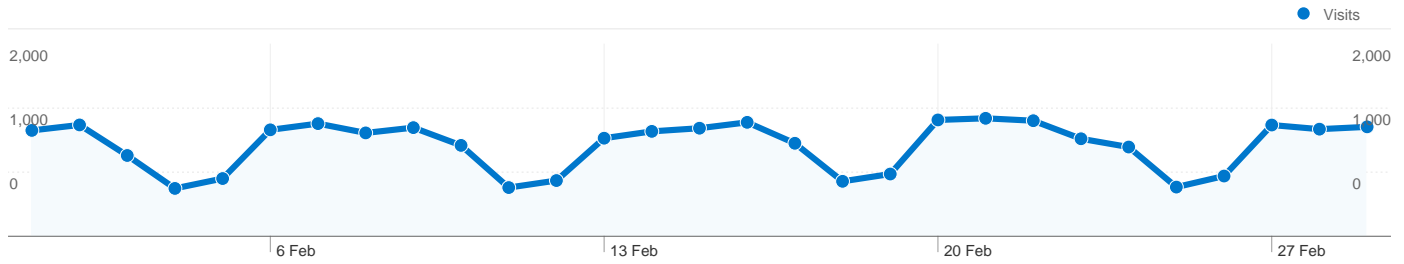
00:02:57 Time on Site

53.93% Bounce Rate




61.38% New Visits

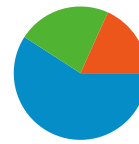
## Technical Profile

Browser	Visits	% visits
Internet Explorer	9,132	33.24%
Firefox	7,465	27.17%
Chrome	7,183	26.15%
Safari	2,859	10.41%
Opera	263	0.96%



All traffic sources sent a total of 27,471 visits

-  18.25% Direct Traffic
-  22.62% Referring Sites
-  59.13% Search Engines

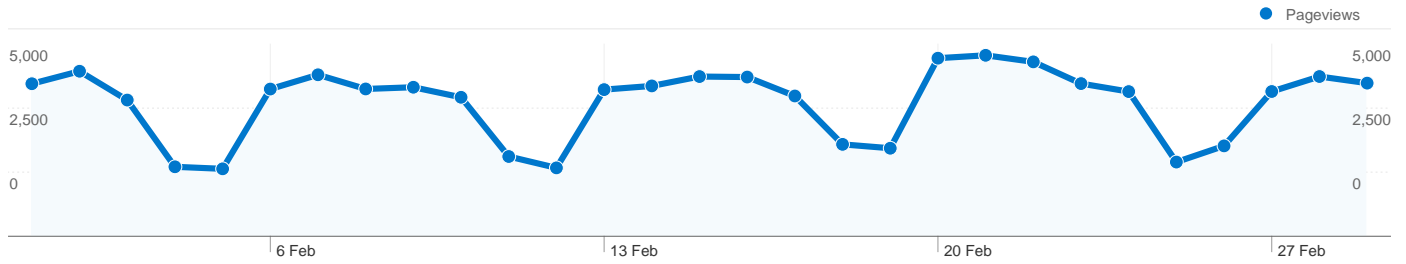


- Search Engines  
16,244.00 (59.13%)
- Referring Sites  
6,213.00 (22.62%)
- Direct Traffic  
5,014.00 (18.25%)

## Top Traffic Sources

Sources	Visits	% visits
google (organic)	15,616	56.85%
(direct) ((none))	5,014	18.25%
cam.ac.uk (referral)	1,734	6.31%
google.com (referral)	566	2.06%
search.cam.ac.uk (referral)	549	2.00%


Keywords	Visits	% visits
(not provided)	1,257	7.74%
laminar flow	368	2.27%
chemical engineering	335	2.06%
cambridge chemical	239	1.47%
peter foreman cambridge	118	0.73%



Pages on this site were viewed a total of 100,778 times

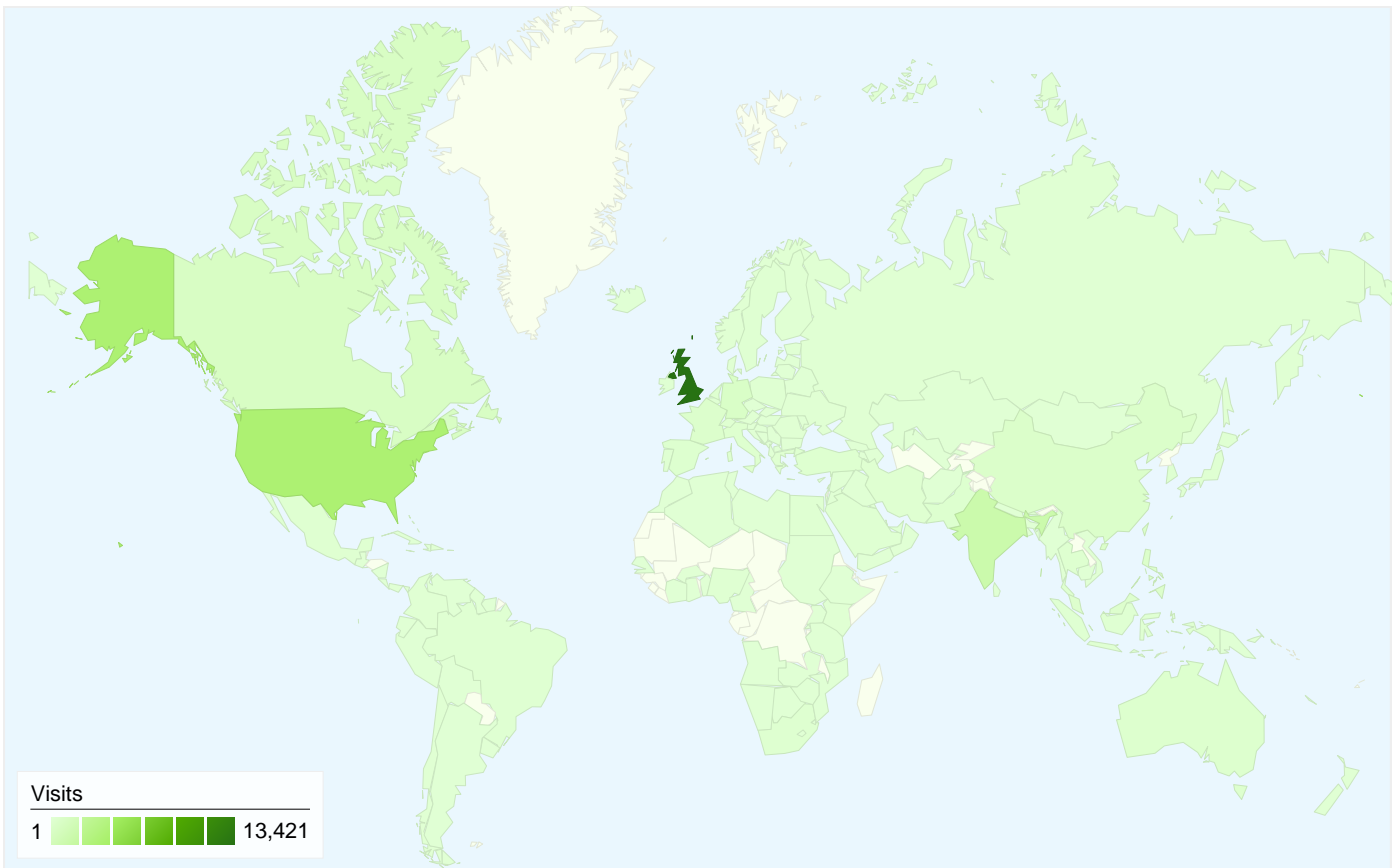
 100,778 Pageviews

 69,451 Unique Views

 53.93% Bounce Rate

## Top Content

Pages	Pageviews	% Pageviews
/	10,327	10.25%
/index.php	2,781	2.76%
/people.php	2,389	2.37%
/pages/research-themes.html	2,383	2.36%
/pages/research-groups.html	2,072	2.06%



**27,471 visits came from 154 countries/territories**

Site Usage

Visits	Pages/Visit	Avg. Time on Site	% New Visits	Bounce Rate	
<b>27,471</b> % of Site Total: 100.00%	<b>3.67</b> Site Avg: 3.67 (0.00%)	<b>00:02:57</b> Site Avg: 00:02:57 (0.00%)	<b>61.41%</b> Site Avg: 61.38% (0.04%)	<b>53.93%</b> Site Avg: 53.93% (0.00%)	
Country/Territory	Visits	Pages/Visit	Avg. Time on Site	% New Visits	Bounce Rate
United Kingdom	<b>13,421</b>	4.18	00:03:38	43.34%	50.32%
United States	<b>3,919</b>	2.36	00:01:19	85.33%	65.22%
India	<b>1,620</b>	3.28	00:02:40	76.48%	55.00%
Canada	<b>666</b>	2.90	00:01:42	83.78%	57.66%
Germany	<b>543</b>	4.19	00:02:14	71.27%	53.96%
China	<b>433</b>	4.85	00:05:50	51.27%	39.49%
Philippines	<b>369</b>	1.54	00:01:06	92.14%	72.09%
France	<b>325</b>	3.43	00:01:44	78.15%	63.38%
Malaysia	<b>286</b>	2.97	00:02:01	77.97%	54.90%
Singapore	<b>285</b>	4.10	00:03:03	75.79%	48.77%

1 - 10 of 154