

## Site Usage

20,592 Visits

51.83% Bounce Rate

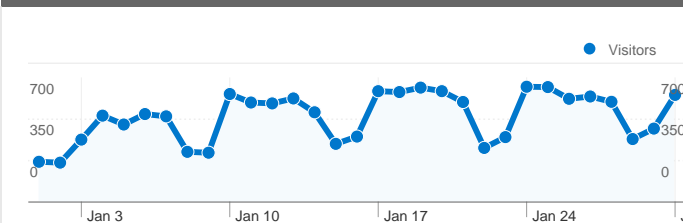
76,998 Pageviews

00:03:08 Avg. Time on Site

3.74 Pages/Visit

49.58% % New Visits

## Visitors Overview

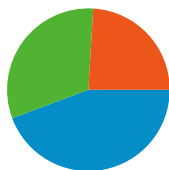


Visitors  
11,889

## Content Overview

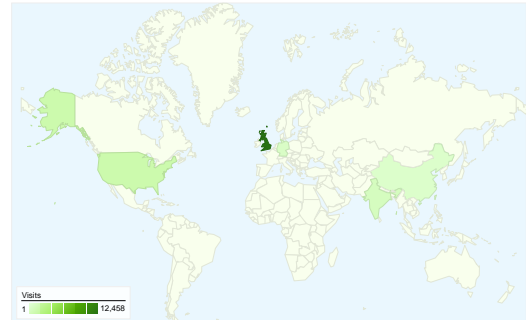
Pages	Pageviews	% Pageviews
/	9,727	12.63%
/index.php	4,713	6.12%
/people.php	2,170	2.82%
/pages/research.html	1,717	2.23%
/pages/undergraduates-	1,526	1.98%

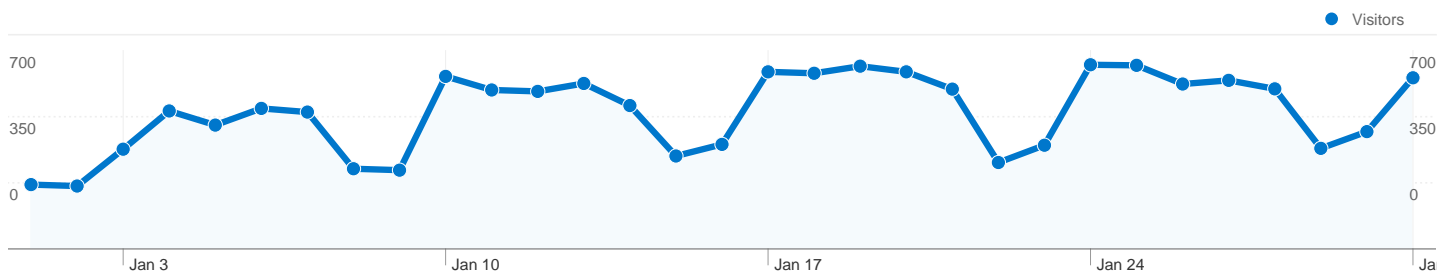
## Traffic Sources Overview



- **Search Engines**  
9,129.00 (44.33%)
- **Referring Sites**  
6,511.00 (31.62%)
- **Direct Traffic**  
4,952.00 (24.05%)

## Map Overlay





**11,889 people visited this site**


 **20,592 Visits**


 **11,889 Absolute Unique Visitors**

 **76,998 Pageviews**

 **3.74 Average Pageviews**

 **00:03:08 Time on Site**

 **51.83% Bounce Rate**

 **49.58% New Visits**

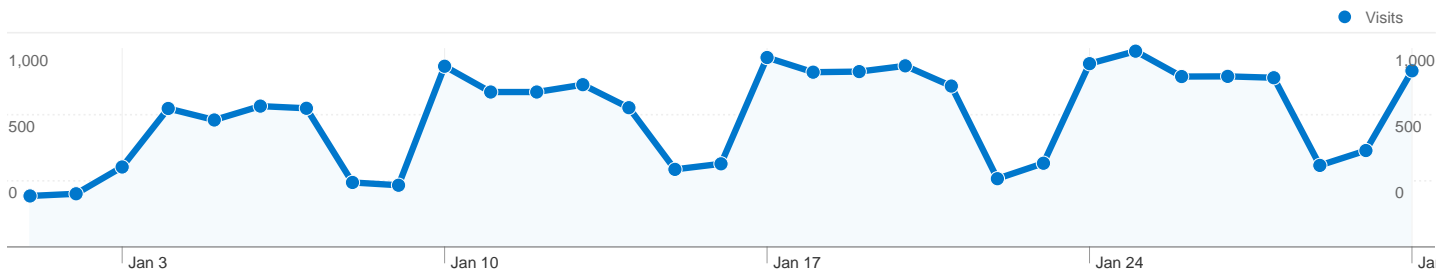
## Technical Profile

Browser	Visits	% visits	Connection Speed	Visits	% visits
Internet Explorer	9,604	46.64%	T1	10,798	52.44%
Firefox	6,129	29.76%	DSL	3,860	18.75%
Chrome	2,750	13.35%	Unknown	3,820	18.55%
Safari	1,700	8.26%	Cable	1,843	8.95%
Opera	282	1.37%	Dialup	223	1.08%

# Traffic Sources Overview

Jan 1, 2011 - Jan 31, 2011

Comparing to: Site



All traffic sources sent a total of 20,592 visits



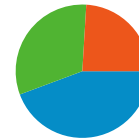
24.05% Direct Traffic



31.62% Referring Sites



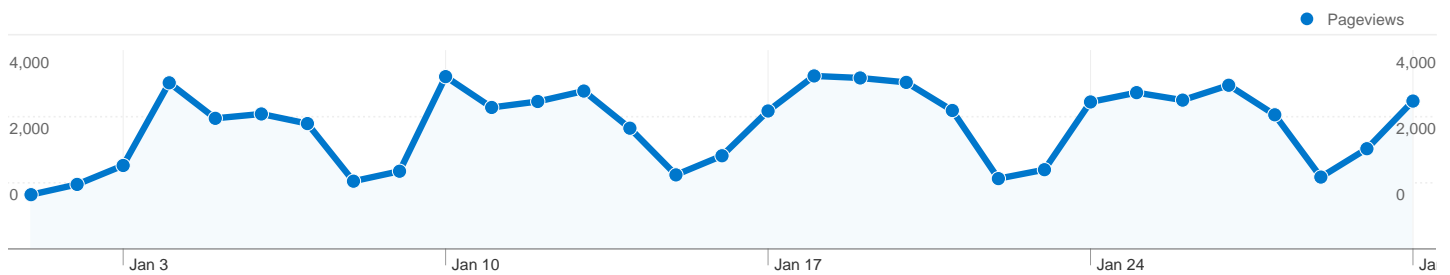
44.33% Search Engines




■ Search Engines  
9,129.00 (44.33%)  
■ Referring Sites  
6,511.00 (31.62%)  
■ Direct Traffic  
4,952.00 (24.05%)

## Top Traffic Sources

Sources	Visits	% visits	Keywords	Visits	% visits
google (organic)	8,715	42.32%	biochemical and environmental	335	3.67%
(direct) ((none))	4,952	24.05%	"institute of biotechnology"	318	3.48%
cam.ac.uk (referral)	1,052	5.11%	cambridge chemical	270	2.96%
tech.cam.ac.uk (referral)	962	4.67%	chemical engineering	268	2.94%
google.com (referral)	442	2.15%	map cb2 1qt	202	2.21%



Pages on this site were viewed a total of 76,998 times

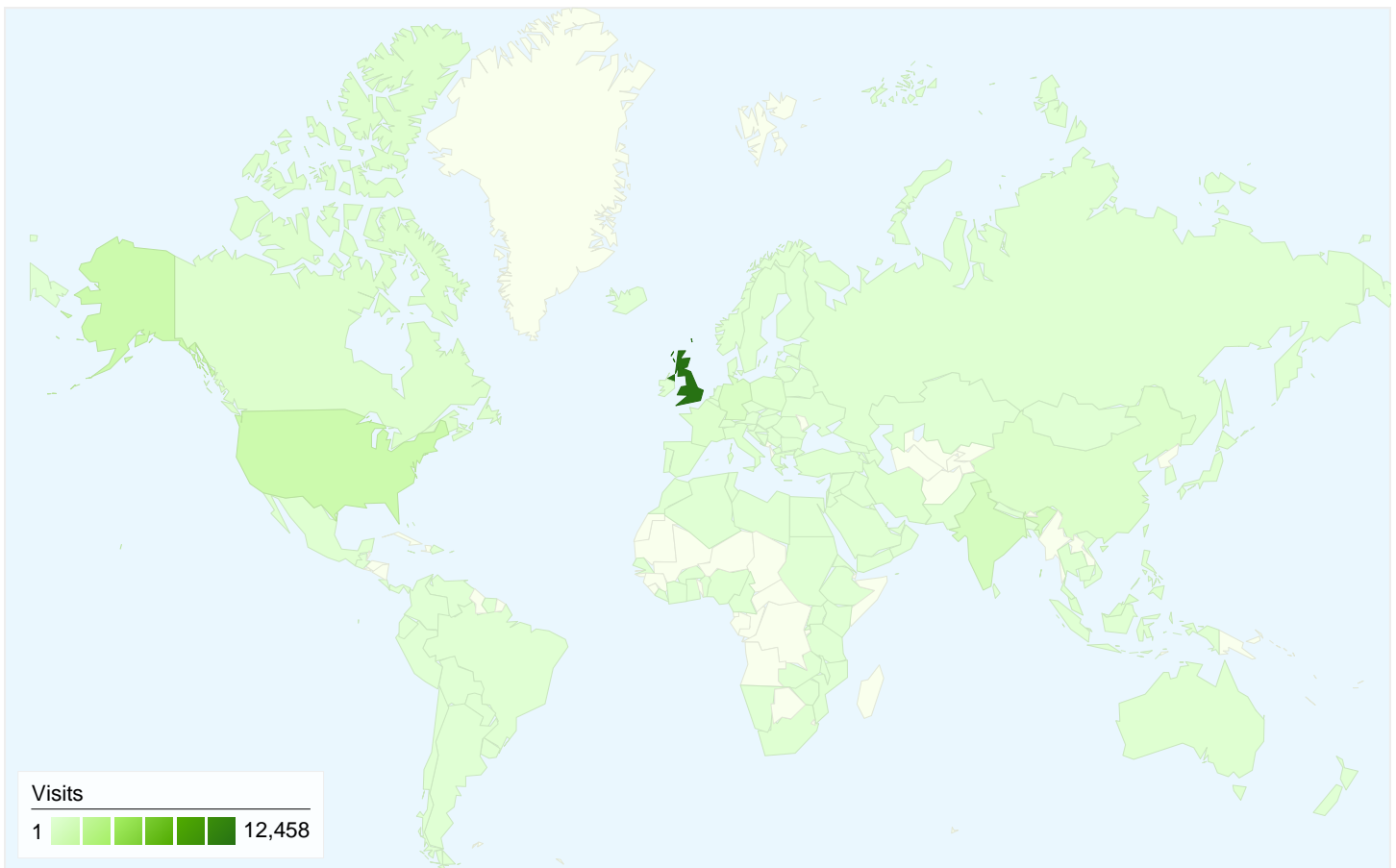
 76,998 Pageviews

 58,838 Unique Views

 51.83% Bounce Rate

## Top Content

Pages	Pageviews	% Pageviews
/	9,727	12.63%
/index.php	4,713	6.12%
/people.php	2,170	2.82%
/pages/research.html	1,717	2.23%
/pages/undergraduates-chemeng-bameng.html	1,526	1.98%



## 20,592 visits came from 137 countries/territories

### Site Usage

Visits 20,592 % of Site Total: 100.00%		Pages/Visit 3.74 Site Avg: 3.74 (0.00%)		Avg. Time on Site 00:03:08 Site Avg: 00:03:08 (0.00%)		% New Visits 49.57% Site Avg: 49.58% (-0.03%)		Bounce Rate 51.83% Site Avg: 51.83% (0.00%)	
Country/Territory			Visits	Pages/Visit	Avg. Time on Site	% New Visits		Bounce Rate	
United Kingdom			12,458	3.23	00:03:06	32.82%		55.33%	
United States			1,466	3.90	00:02:07	81.11%		53.14%	
India			795	4.39	00:03:16	81.51%		44.53%	
Germany			536	4.43	00:02:46	63.25%		47.57%	
China			338	6.94	00:07:22	53.25%		36.39%	
Singapore			290	3.75	00:02:11	74.48%		45.86%	
France			280	4.05	00:02:23	72.14%		51.43%	
Canada			276	3.22	00:01:47	83.33%		55.07%	
Malaysia			258	3.87	00:03:44	72.09%		46.90%	

Poland	192	5.23	00:03:59	45.31%	50.52%
1 - 10 of 137					