

## Site Usage

25,578 Visits

52.56% Bounce Rate

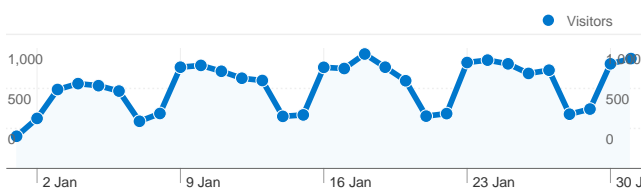
101,786 Pageviews

00:03:15 Avg. Time on Site

3.98 Pages/Visit

61.51% % New Visits

## Visitors Overview

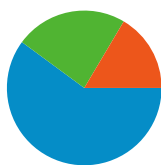


Visitors  
17,681

## Content Overview

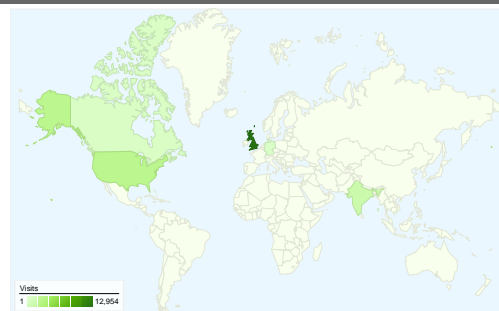
Pages	Pageviews	% Pageviews
/	10,359	10.18%
/index.php	3,078	3.02%
/people.php	2,573	2.53%
/pages/research-themes.html	2,401	2.36%
/pages/research-groups.html	2,140	2.10%

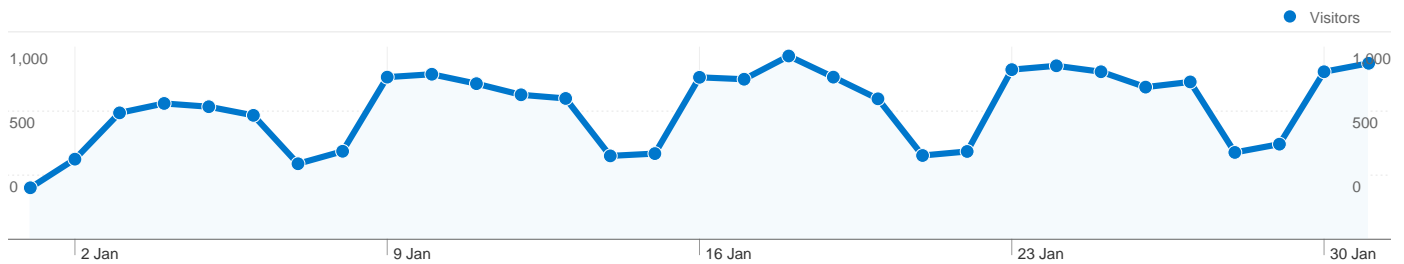
## Traffic Sources Overview



- **Search Engines**  
15,371.00 (60.09%)
- **Referring Sites**  
5,995.00 (23.44%)
- **Direct Traffic**  
4,212.00 (16.47%)

## Map Overlay






**17,681 people visited this site**


 **25,578 Visits**


 **17,681 Absolute Unique Visitors**

 **101,786 Pageviews**

 **3.98 Average Pageviews**

 **00:03:15 Time on Site**

 **52.56% Bounce Rate**

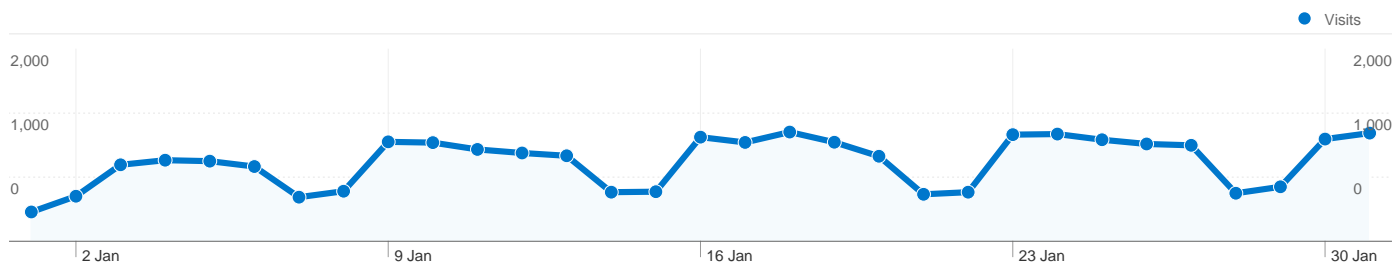
 **61.51% New Visits**

## Technical Profile

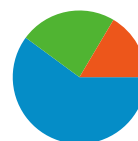

Browser	Visits	% visits
Internet Explorer	8,554	33.44%
Firefox	6,843	26.75%
Chrome	6,671	26.08%
Safari	2,665	10.42%
Opera	280	1.09%

# Traffic Sources Overview

Comparing to: Site



All traffic sources sent a total of 25,578 visits



■ Search Engines  
15,371.00 (60.09%)

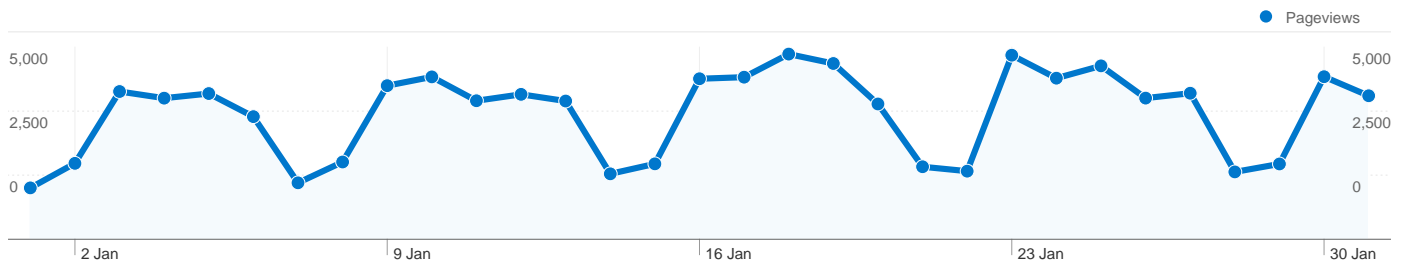
■ Referring Sites  
5,995.00 (23.44%)

■ Direct Traffic  
4,212.00 (16.47%)


## Top Traffic Sources


Sources	Visits	% visits
google (organic)	14,856	58.08%
(direct) ((none))	4,212	16.47%
cam.ac.uk (referral)	1,786	6.98%
search.cam.ac.uk (referral)	524	2.05%
admin.cam.ac.uk (referral)	472	1.85%

Keywords	Visits	% visits
(not provided)	929	6.04%
chemical engineering	340	2.21%
laminar flow	334	2.17%
cambridge chemical	247	1.61%
peter foreman cambridge	123	0.80%



Pages on this site were viewed a total of 101,786 times

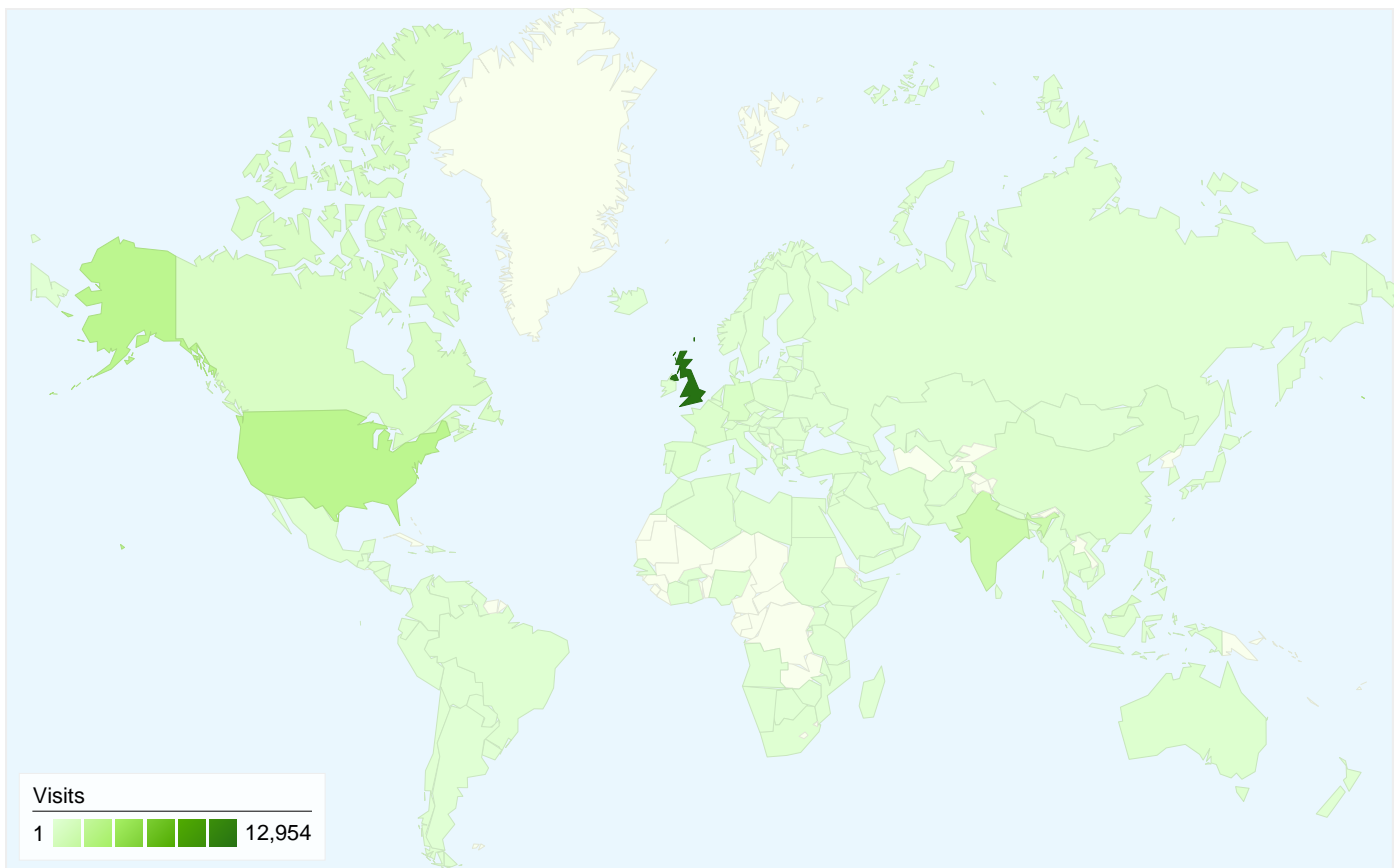
 101,786 Pageviews

 70,113 Unique Views

 52.56% Bounce Rate

## Top Content

Pages	Pageviews	% Pageviews
/	10,359	10.18%
/index.php	3,078	3.02%
/people.php	2,573	2.53%
/pages/research-themes.html	2,401	2.36%
/pages/research-groups.html	2,140	2.10%



## 25,578 visits came from 146 countries/territories

### Site Usage

Visits 25,578 % of Site Total: 100.00%	Pages/Visit 3.98 Site Avg: 3.98 (0.00%)	Avg. Time on Site 00:03:15 Site Avg: 00:03:15 (0.00%)	% New Visits 61.52% Site Avg: 61.51% (0.02%)	Bounce Rate 52.56% Site Avg: 52.56% (0.00%)	
Country/Territory	Visits	Pages/Visit	Avg. Time on Site	% New Visits	Bounce Rate
United Kingdom	12,954	4.60	00:04:04	44.64%	48.32%
United States	2,662	2.53	00:01:24	85.88%	65.51%
India	1,522	3.87	00:02:52	82.06%	52.50%
Canada	583	2.32	00:01:05	84.91%	67.92%
Germany	520	4.22	00:02:14	73.27%	49.04%
Philippines	361	1.52	00:01:18	88.09%	77.84%
Malaysia	356	2.95	00:02:52	72.47%	53.93%
France	335	3.73	00:02:13	78.51%	54.63%
Singapore	328	4.56	00:03:53	61.89%	49.09%
(not set)	301	2.82	00:03:00	78.07%	55.48%
1 - 10 of 146					

1 - 10 of 146