

**Site Usage**

**22,464** Visits

**57.55%** Bounce Rate

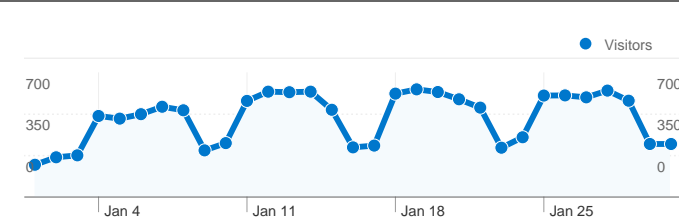
**82,218** Pageviews

**00:02:39** Avg. Time on Site

**3.66** Pages/Visit

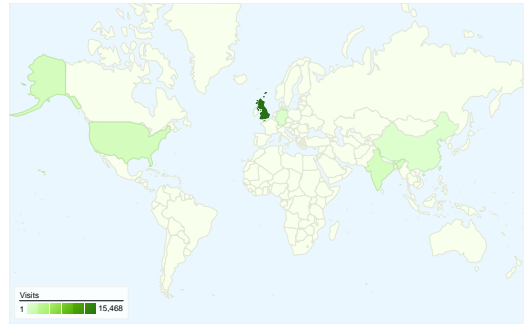
**39.67%** % New Visits

**Visitors Overview**

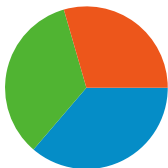


**Visitors**  
**10,206**

**Map Overlay**



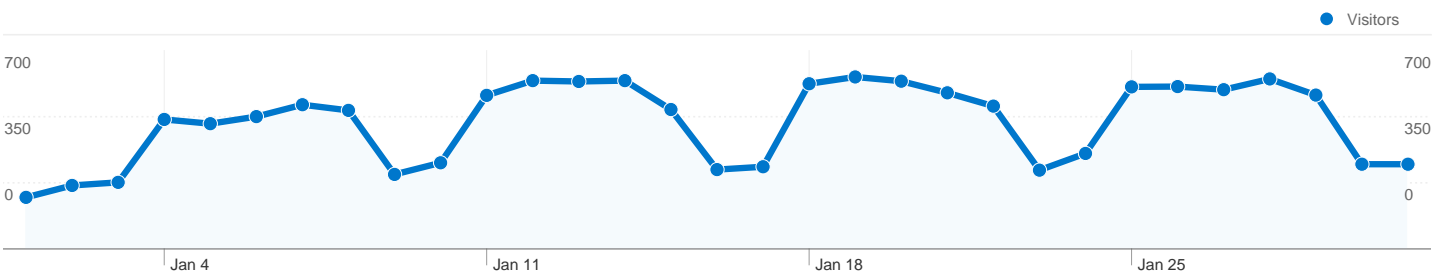
**Traffic Sources Overview**



- **Search Engines**  
8,147.00 (36.27%)
- **Direct Traffic**  
7,695.00 (34.25%)
- **Referring Sites**  
6,622.00 (29.48%)

**Content Overview**

Pages	Pageviews	% Pageviews
/	10,261	12.48%
/index.php	8,378	10.19%
/people.php	2,330	2.83%
/pages/research.html	2,002	2.43%
/pages/undergraduates-	1,656	2.01%



## 10,206 people visited this site

**22,464** Visits

**10,206** Absolute Unique Visitors

**82,218** Pageviews

**3.66** Average Pageviews

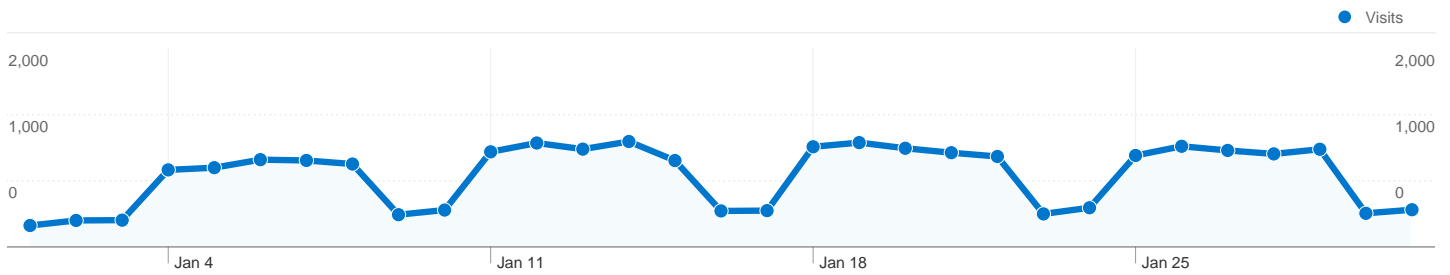
**00:02:39** Time on Site

**57.55%** Bounce Rate




**39.67%** New Visits

## Technical Profile

Browser	Visits	% visits	Connection Speed	Visits	% visits
Internet Explorer	13,824	61.54%	T1	13,267	59.06%
Firefox	5,692	25.34%	Unknown	4,138	18.42%
Safari	1,534	6.83%	DSL	2,977	13.25%
Chrome	1,174	5.23%	Cable	1,803	8.03%
Opera	134	0.60%	Dialup	230	1.02%



All traffic sources sent a total of 22,464 visits

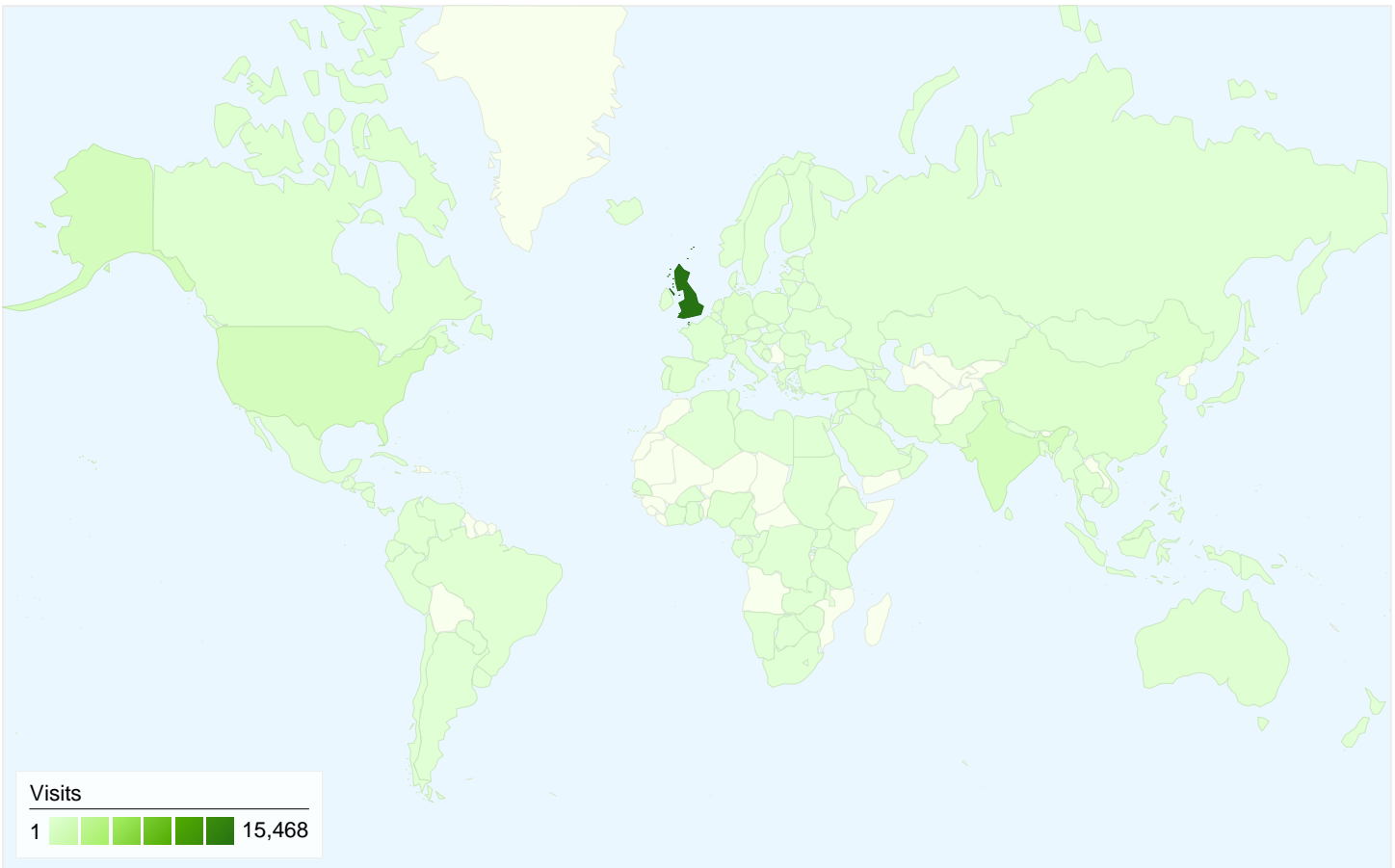
-  **34.25%** Direct Traffic
-  **29.48%** Referring Sites
-  **36.27%** Search Engines



- **Search Engines**  
8,147.00 (36.27%)
- **Direct Traffic**  
7,695.00 (34.25%)
- **Referring Sites**  
6,622.00 (29.48%)

## Top Traffic Sources

Sources	Visits	% visits	Keywords	Visits	% visits
(direct) ((none))	7,695	34.25%	the role of hydrophobic amino	543	6.67%
google (organic)	7,053	31.40%	chemical engineering	374	4.59%
cam.ac.uk (referral)	1,144	5.09%	alefiyah jafferji	276	3.39%
tech.cam.ac.uk (referral)	1,024	4.56%	lynn gladden pro vice	194	2.38%
bing (organic)	847	3.77%	cambridge chemical	182	2.23%

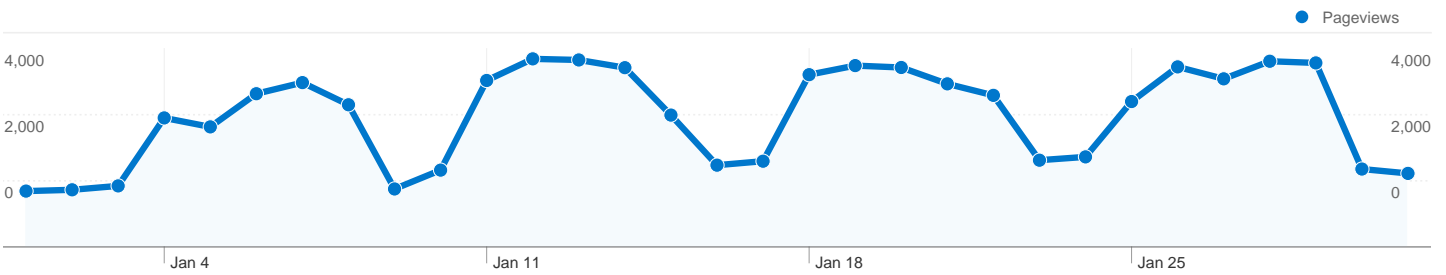


**22,464 visits came from 140 countries/territories**

Site Usage


Country/Territory	Visits	Pages/Visit	Avg. Time on Site	% New Visits	Bounce Rate
United Kingdom	15,468	3.12	00:02:17	23.55%	62.38%
United States	1,116	3.80	00:02:08	83.42%	57.62%
India	914	4.78	00:03:30	78.12%	44.86%
Germany	382	5.03	00:03:24	63.35%	42.15%
China	302	6.77	00:07:07	58.94%	27.15%
Malaysia	290	4.26	00:03:16	54.83%	55.52%
Canada	252	3.63	00:02:05	88.10%	54.76%
Singapore	202	7.80	00:04:35	54.46%	43.56%
France	183	4.32	00:02:43	79.78%	40.98%


Spain	<b>155</b>	4.96	00:03:02	74.84%	43.23%
					1 - 10 of 140



**Pages on this site were viewed a total of 82,218 times**

 **82,218 Pageviews**

 **64,118 Unique Views**

 **57.55% Bounce Rate**

## Top Content

Pages	Pageviews	% Pageviews
/	10,261	12.48%
/index.php	8,378	10.19%
/people.php	2,330	2.83%
/pages/research.html	2,002	2.43%
/pages/undergraduates-chemeng-bameng.html	1,656	2.01%