

Site Usage

15,671 Visits

59.29% Bounce Rate

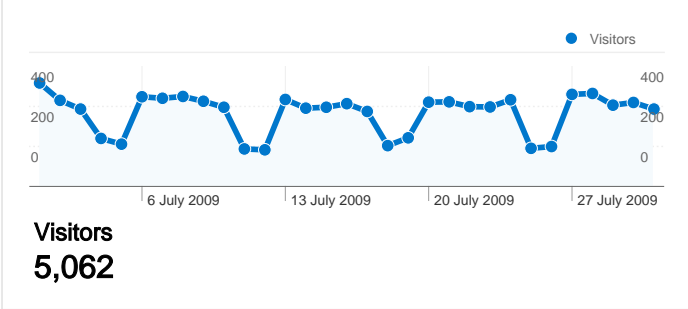
64,673 Page Views

00:02:48 Avg. Time on Site

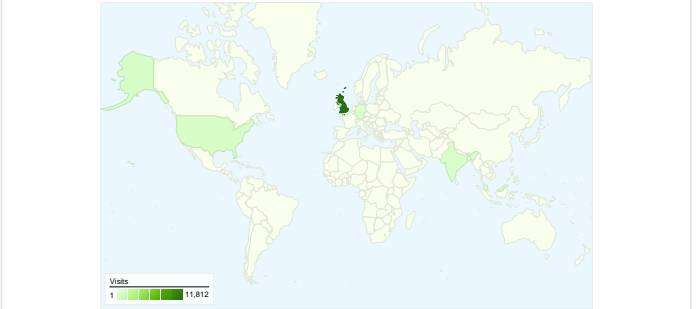
4.13 Pages/Visit

30.07% % New Visits

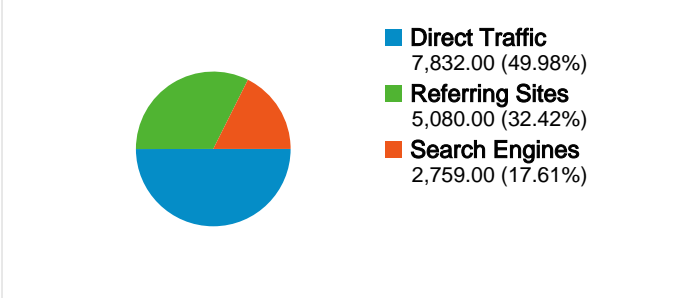
Visitors Overview



Map Overlay world

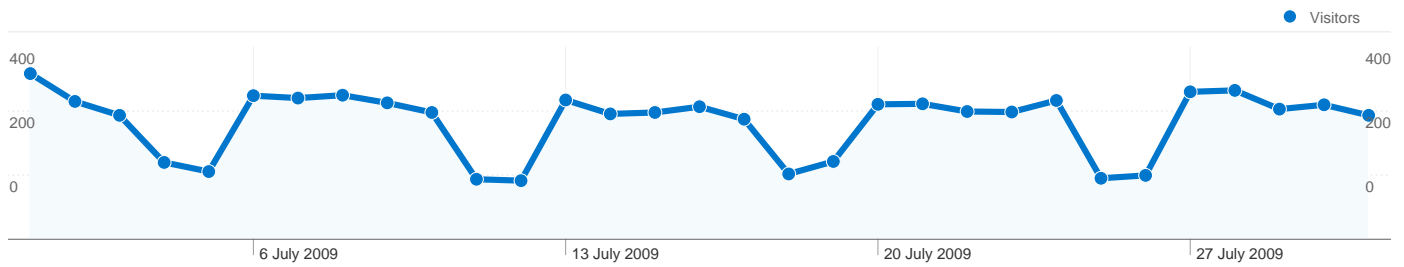


Traffic Sources Overview



Content Overview

Pages	Page Views	% Page Views
/	8,672	13.41%
/index.php	8,564	13.24%
/people.php	2,051	3.17%
/pages/research.html	1,756	2.72%
/people.php?action=category&	1,505	2.33%



5,062 people visited this site

15,671 Visits

5,062 Absolute Unique Visitors

64,673 Page Views

4.13 Average Page Views

00:02:48 Time on Site

59.29% Bounce Rate

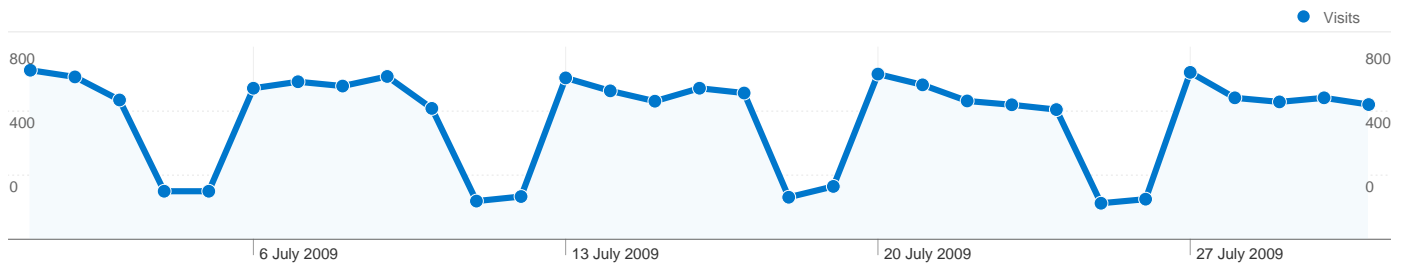
30.07% New Visits

Technical Profile

Browser	Visits	% visits	Connection Speed	Visits	% visits
Internet Explorer	10,898	69.54%	T1	10,682	68.16%
Firefox	3,465	22.11%	Unknown	2,211	14.11%
Safari	767	4.89%	DSL	1,497	9.55%
Chrome	409	2.61%	Cable	1,114	7.11%
Opera	94	0.60%	Dialup	141	0.90%

Traffic Sources Overview

Comparing to: Site

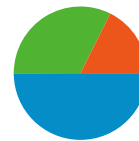


All traffic sources sent a total of 15,671 visits

49.98% Direct Traffic

32.42% Referring Sites

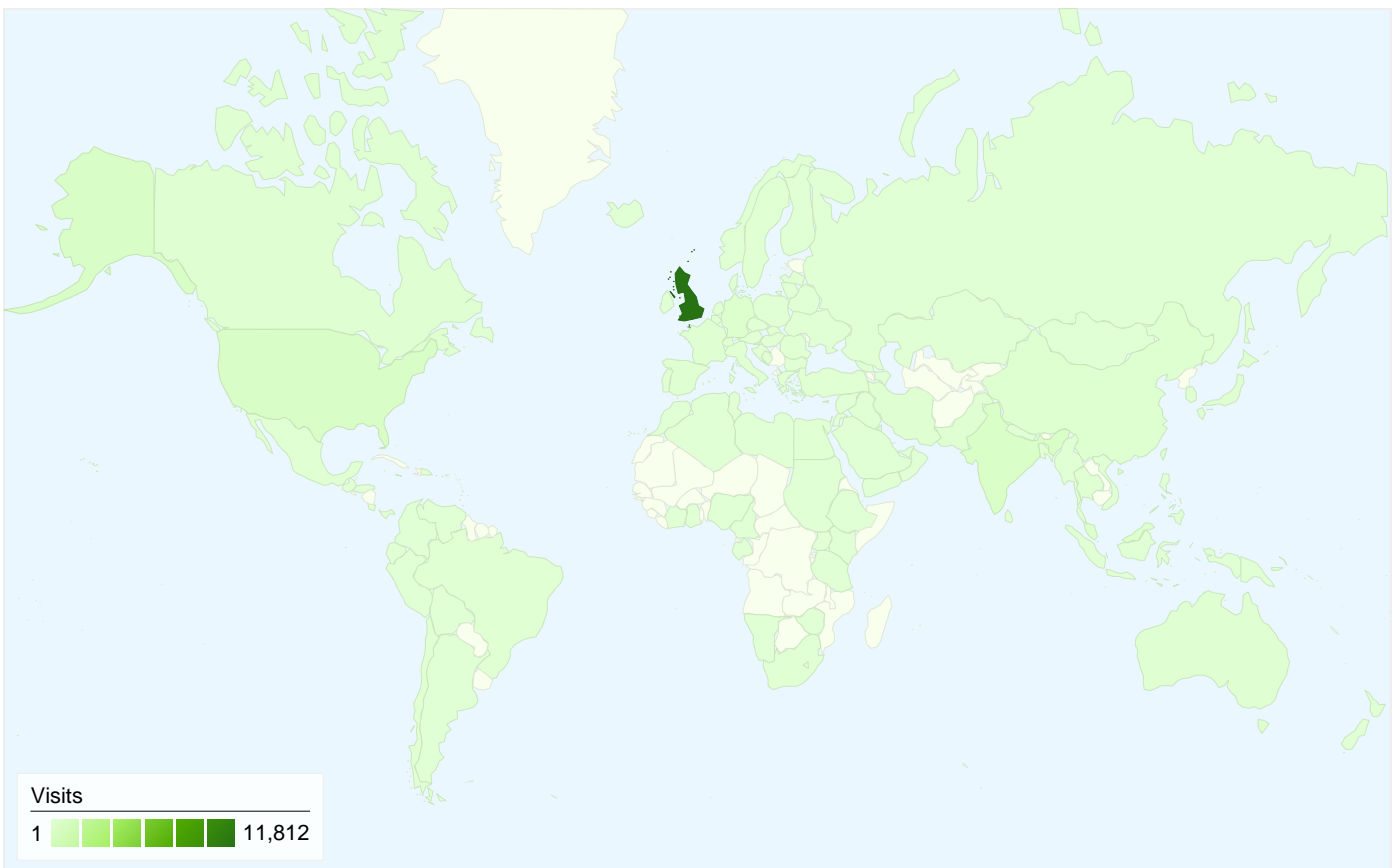
17.61% Search Engines



- Direct Traffic
7,832.00 (49.98%)
- Referring Sites
5,080.00 (32.42%)
- Search Engines
2,759.00 (17.61%)

Top Traffic Sources

Sources	Visits	% visits	Keywords	Visits	% visits
(direct) ((none))	7,832	49.98%	chemical engineering	641	23.23%
google (organic)	2,683	17.12%	cambridge chemical	119	4.31%
cheng.cam.ac.uk (referral)	1,679	10.71%	chemical engineering	79	2.86%
tech.cam.ac.uk (referral)	938	5.99%	www.cheng.cam.ac.uk	71	2.57%
cam.ac.uk (referral)	651	4.15%	cheng	63	2.28%

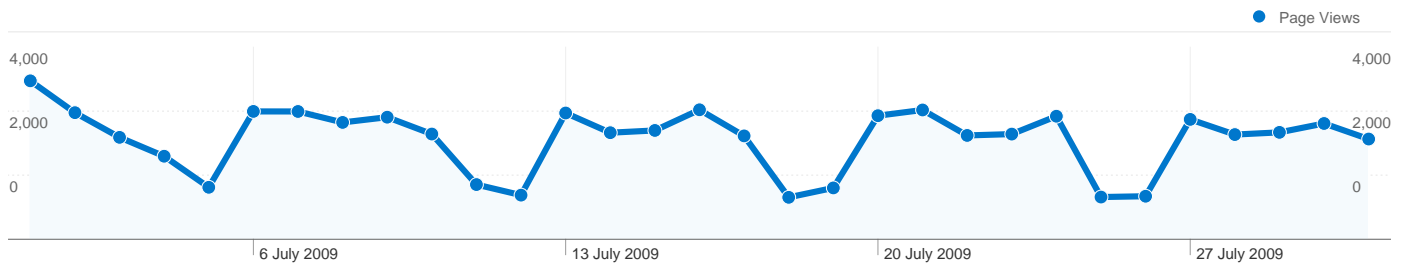


15,671 visits came from 123 countries/territories

Site Usage

Country/Territory	Visits	Pages/Visit	Avg. Time on Site	% New Visits	Bounce Rate
United Kingdom	11,812	3.15	00:02:07	15.59%	67.17%
United States	523	6.08	00:03:22	72.08%	42.26%
India	442	7.52	00:05:57	83.48%	29.64%
Germany	250	7.64	00:04:50	57.20%	35.60%
Malaysia	219	5.22	00:04:34	59.36%	49.32%
China	182	7.91	00:06:46	75.82%	20.33%
Singapore	106	8.08	00:04:42	82.08%	27.36%
Canada	98	10.38	00:04:15	82.65%	30.61%
Iran	89	5.82	00:13:35	75.28%	39.33%
Pakistan	83	4.69	00:04:43	87.95%	32.53%


1 - 10 of 123



Pages on this site were viewed a total of 64,673 times

 **64,673** Page Views

 **48,886** Unique Views

 **59.29%** Bounce Rate

Top Content

Pages	Page Views	% Page Views
/	8,672	13.41%
/index.php	8,564	13.24%
/people.php	2,051	3.17%
/pages/research.html	1,756	2.72%
/people.php?action=category&c=academic	1,505	2.33%