

**Site Usage**

**18,669** Visits

**54.71%** Bounce Rate

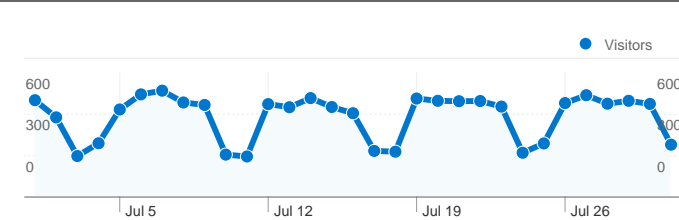
**72,555** Pageviews

**00:03:23** Avg. Time on Site

**3.89** Pages/Visit

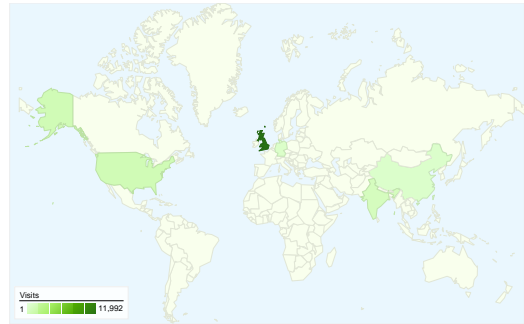
**41.88%** % New Visits

**Visitors Overview**

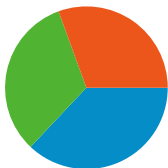


**Visitors**  
**9,019**

**Map Overlay**



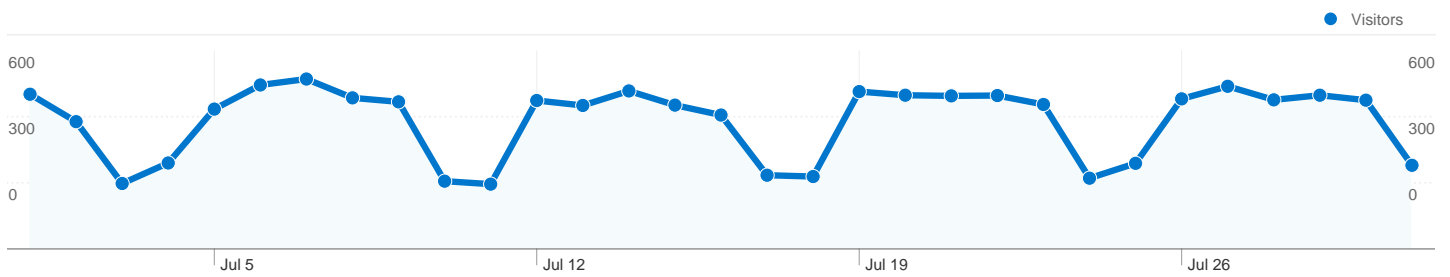
**Traffic Sources Overview**



- **Search Engines**  
6,916.00 (37.05%)
- **Direct Traffic**  
6,046.00 (32.39%)
- **Referring Sites**  
5,707.00 (30.57%)

**Content Overview**

Pages	Pageviews	% Pageviews
/	10,081	13.89%
/index.php	6,085	8.39%
/people.php	2,055	2.83%
/pages/research.html	1,752	2.41%
/people.php?action=category&c	1,653	2.28%



## 9,019 people visited this site

18,669 Visits

9,019 Absolute Unique Visitors

72,555 Pageviews

3.89 Average Pageviews

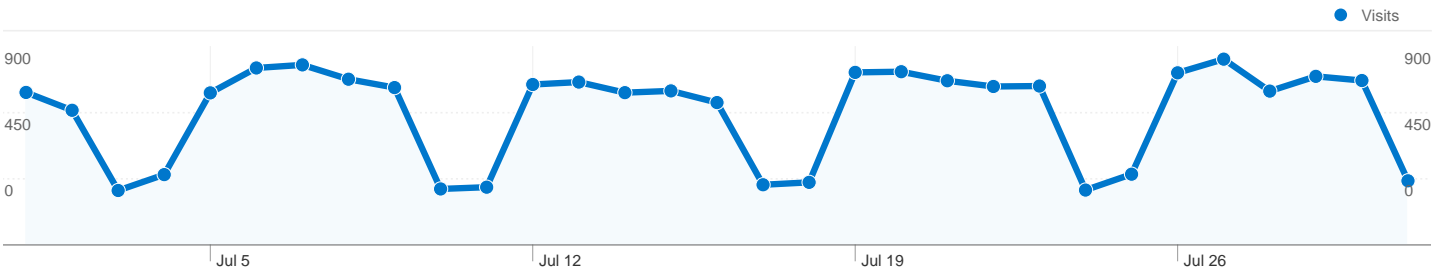
00:03:23 Time on Site

54.71% Bounce Rate




41.88% New Visits

## Technical Profile

Browser	Visits	% visits	Connection Speed	Visits	% visits
Internet Explorer	10,559	56.56%	T1	10,047	53.82%
Firefox	4,991	26.73%	Unknown	3,577	19.16%
Chrome	1,512	8.10%	DSL	3,010	16.12%
Safari	1,366	7.32%	Cable	1,800	9.64%
Opera	138	0.74%	Dialup	213	1.14%



**All traffic sources sent a total of 18,669 visits**

-  **32.39%** Direct Traffic
-  **30.57%** Referring Sites
-  **37.05%** Search Engines

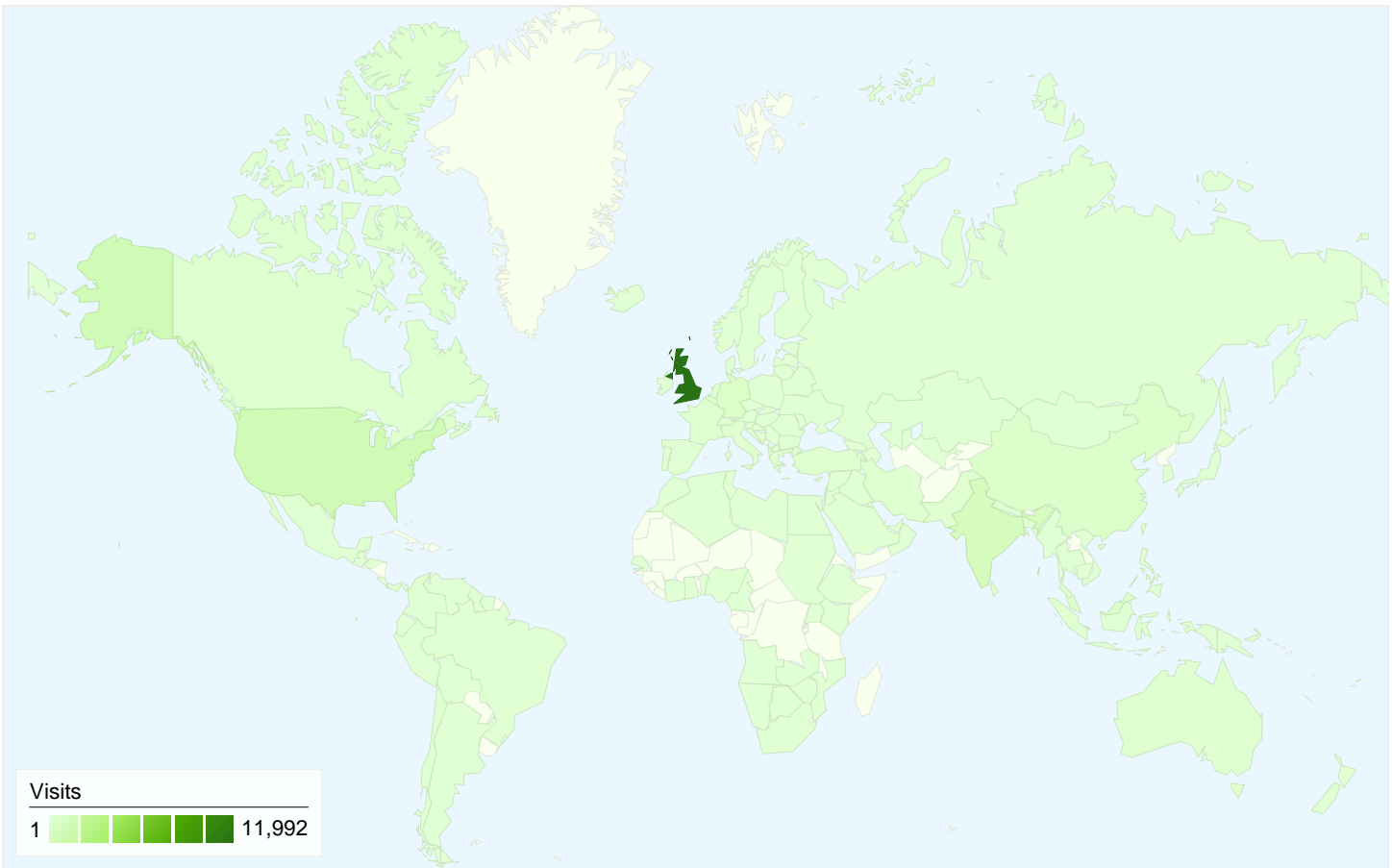


- **Search Engines**  
6,916.00 (37.05%)
- **Direct Traffic**  
6,046.00 (32.39%)
- **Referring Sites**  
5,707.00 (30.57%)

## Top Traffic Sources

Sources	Visits	% visits
google (organic)	6,308	33.79%
(direct) ((none))	6,046	32.39%
cam.ac.uk (referral)	859	4.60%
tech.cam.ac.uk (referral)	729	3.90%
web-search.cam.ac.uk	564	3.02%

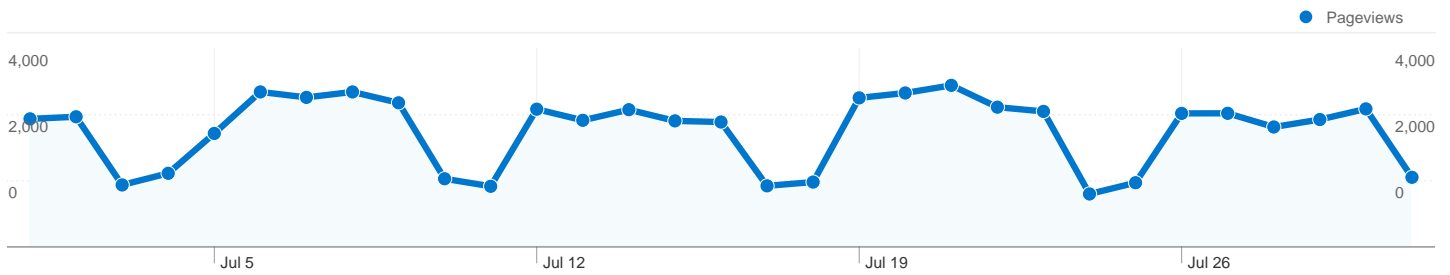
Keywords	Visits	% visits
chemical engineering	269	3.89%
alasdair campbell	216	3.12%
chris lowe biotechnology	166	2.40%
nigel slater cambridge	161	2.33%
cambridge chemical	135	1.95%



**18,669 visits came from 132 countries/territories**

Site Usage						
Visits	Pages/Visit	Avg. Time on Site	% New Visits	Bounce Rate		
<b>18,669</b> % of Site Total: 100.00%	<b>3.89</b> Site Avg: 3.89 (0.00%)	<b>00:03:23</b> Site Avg: 00:03:23 (0.00%)	<b>41.91%</b> Site Avg: 41.88% (0.08%)	<b>54.71%</b> Site Avg: 54.71% (0.00%)		
Country/Territory	Visits	Pages/Visit	Avg. Time on Site	% New Visits	Bounce Rate	
United Kingdom	<b>11,992</b>	3.15	00:03:11	24.29%	59.82%	
United States	<b>1,096</b>	4.41	00:02:45	80.57%	51.00%	
India	<b>793</b>	5.23	00:03:44	79.82%	41.11%	
Germany	<b>393</b>	5.49	00:02:49	65.65%	37.40%	
China	<b>350</b>	8.02	00:06:50	58.00%	32.86%	
Malaysia	<b>290</b>	5.23	00:04:44	57.59%	44.83%	
Singapore	<b>164</b>	4.80	00:03:39	72.56%	40.24%	
France	<b>156</b>	3.87	00:02:46	76.28%	53.85%	
Iran	<b>155</b>	5.15	00:04:57	79.35%	45.16%	

Canada	144	4.44	00:02:15	89.58%	48.61%
					1 - 10 of 132



Pages on this site were viewed a total of 72,555 times

 72,555 Pageviews

 54,543 Unique Views

 54.71% Bounce Rate

## Top Content

Pages	Pageviews	% Pageviews
/	10,081	13.89%
/index.php	6,085	8.39%
/people.php	2,055	2.83%
/pages/research.html	1,752	2.41%
/people.php?action=category&c=academic	1,653	2.28%