

Site Usage

20,846 Visits

54.49% Bounce Rate

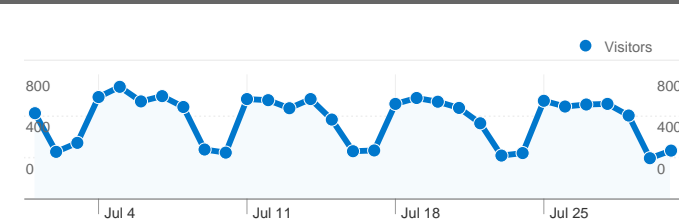
79,097 Pageviews

00:02:53 Avg. Time on Site

3.79 Pages/Visit

54.57% % New Visits

Visitors Overview

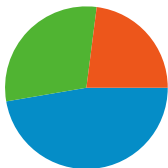


Visitors
12,789

Content Overview

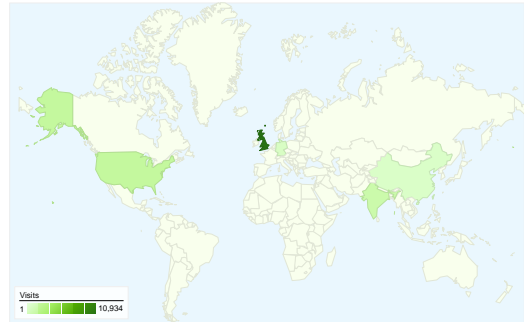
Pages	Pageviews	% Pageviews
/	9,587	12.12%
/index.php	3,484	4.40%
/people.php	2,142	2.71%
/pages/research.html	1,823	2.30%
/people.php?action=category&c	1,504	1.90%

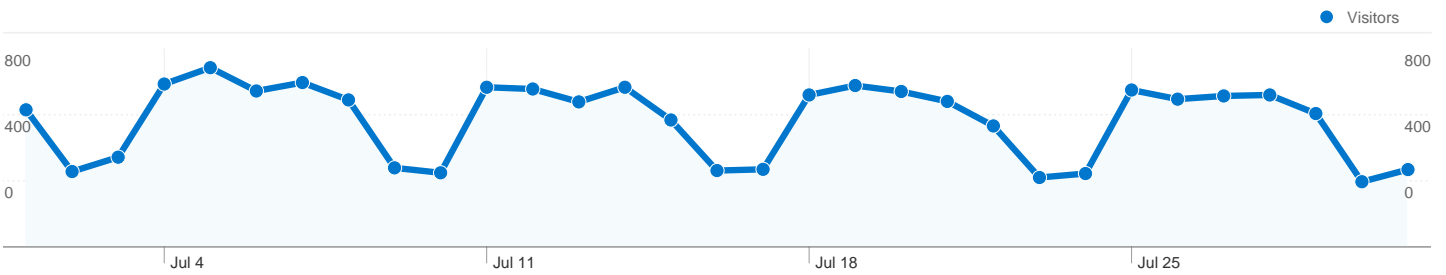
Traffic Sources Overview



- **Search Engines**
9,862.00 (47.31%)
- **Referring Sites**
6,196.00 (29.72%)
- **Direct Traffic**
4,788.00 (22.97%)

Map Overlay





12,789 people visited this site

20,846 Visits

12,789 Absolute Unique Visitors

79,097 Pageviews

3.79 Average Pageviews

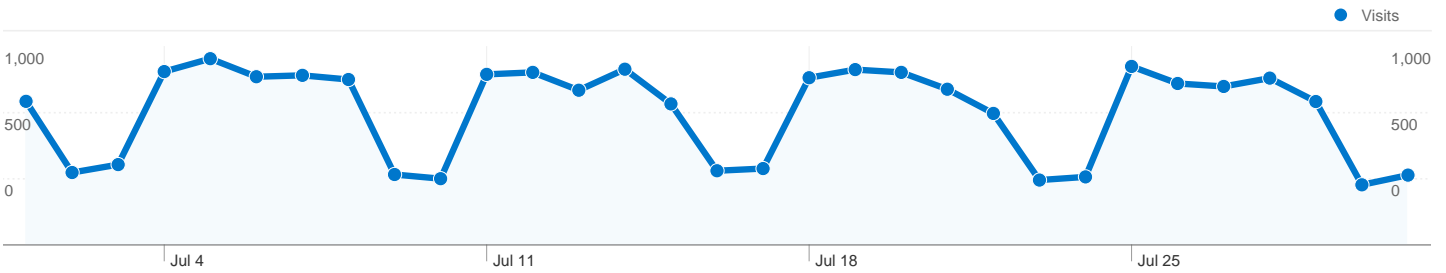
00:02:53 Time on Site

54.49% Bounce Rate




54.57% New Visits

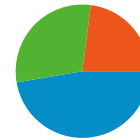
Technical Profile

Browser	Visits	% visits	Connection Speed	Visits	% visits
Internet Explorer	8,898	42.68%	Unknown	20,846	100.00%
Firefox	5,693	27.31%			
Chrome	3,811	18.28%			
Safari	1,884	9.04%			
Opera	214	1.03%			



All traffic sources sent a total of 20,846 visits

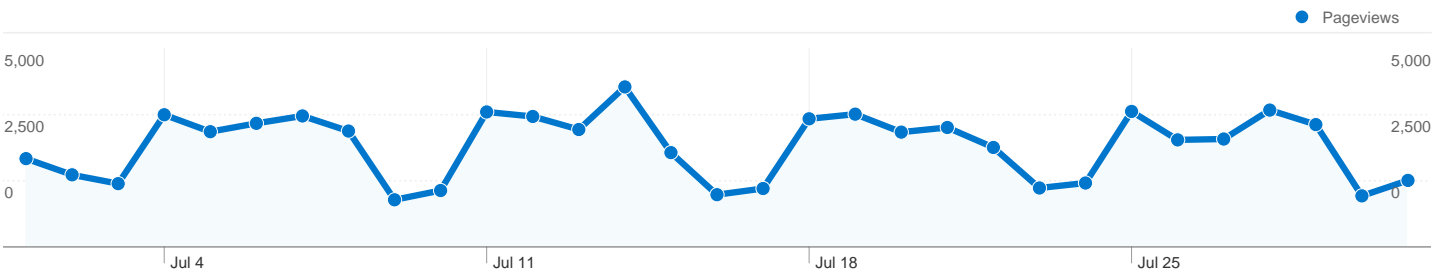
-  22.97% Direct Traffic
-  29.72% Referring Sites
-  47.31% Search Engines



- Search Engines
9,862.00 (47.31%)
- Referring Sites
6,196.00 (29.72%)
- Direct Traffic
4,788.00 (22.97%)

Top Traffic Sources

Sources	Visits	% visits	Keywords	Visits	% visits
google (organic)	9,330	44.76%	sarada crowe cambridge	756	7.67%
(direct) ((none))	4,788	22.97%	chemical engineering	257	2.61%
cam.ac.uk (referral)	1,005	4.82%	cambridge chemical	252	2.56%
tech.cam.ac.uk (referral)	744	3.57%	biaohua chen buct	102	1.03%
facebook.com (referral)	458	2.20%	ucas h810	96	0.97%



Pages on this site were viewed a total of 79,097 times

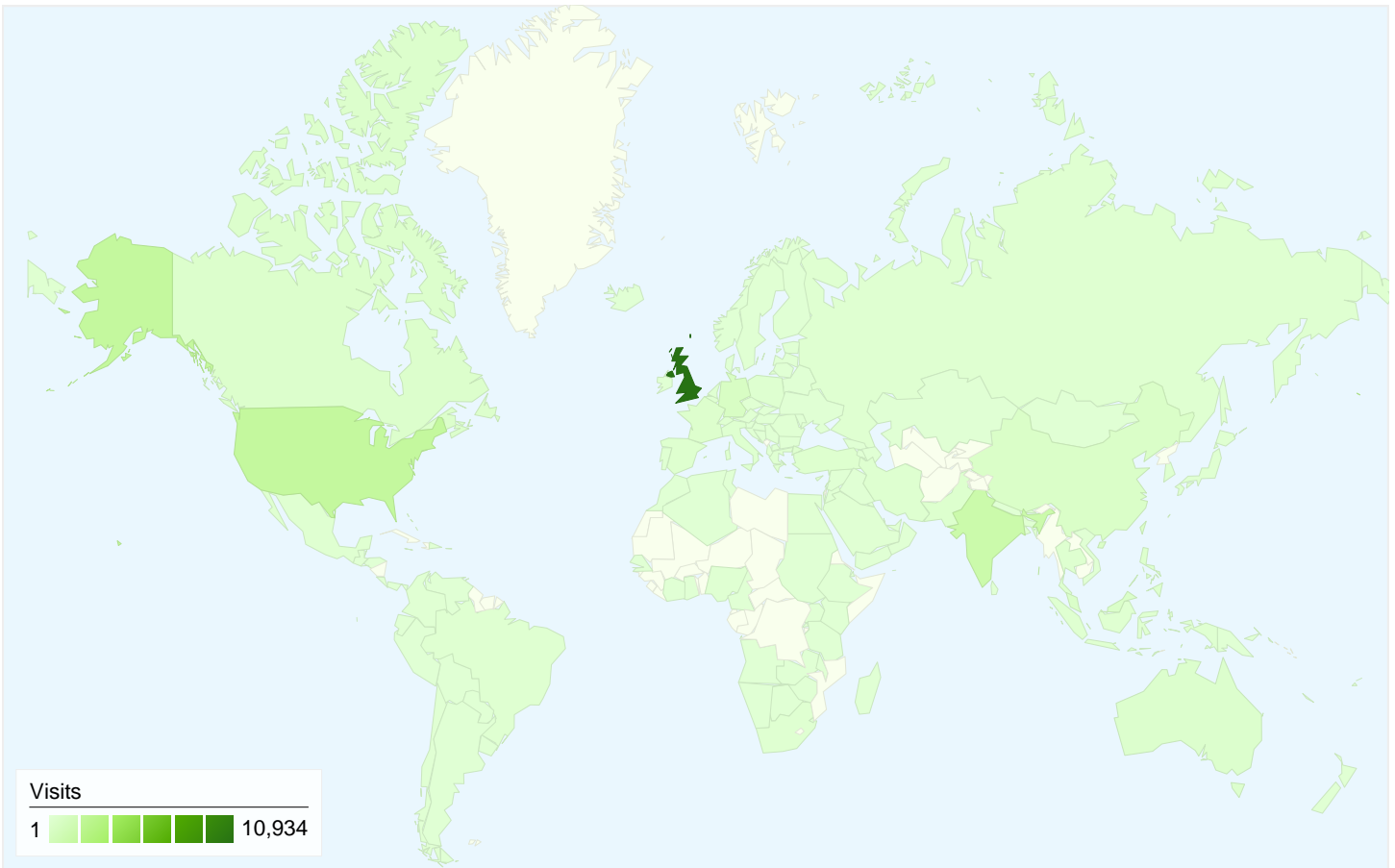
79,097 Pageviews

60,261 Unique Views

54.49% Bounce Rate

Top Content

Pages	Pageviews	% Pageviews
/	9,587	12.12%
/index.php	3,484	4.40%
/people.php	2,142	2.71%
/pages/research.html	1,823	2.30%
/people.php?action=category&c=academic	1,504	1.90%



20,846 visits came from 139 countries/territories

Site Usage

Country/Territory	Visits	Pages/Visit	Avg. Time on Site	% New Visits	Bounce Rate
United Kingdom	10,934	3.56	00:02:59	34.54%	56.16%
United States	1,767	2.94	00:01:25	82.97%	60.10%
India	1,351	3.79	00:02:35	86.68%	54.77%
Germany	522	4.11	00:02:14	70.11%	48.66%
China	394	7.81	00:06:14	52.79%	39.34%
Malaysia	387	3.89	00:03:30	69.51%	50.90%
Canada	287	3.57	00:02:06	82.58%	55.75%
Singapore	285	4.59	00:04:14	61.40%	48.07%
Australia	249	3.59	00:02:08	73.09%	58.23%

France	239	3.51	00:01:43	74.90%	51.88%
					1 - 10 of 139