

Site Usage

19,334 Visits

55.39% Bounce Rate

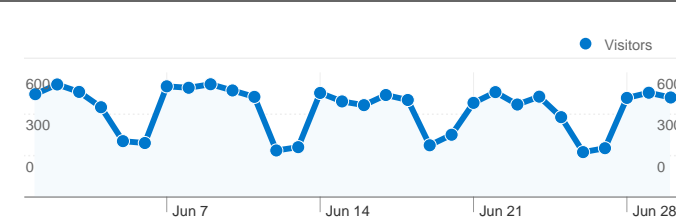
74,297 Pageviews

00:03:10 Avg. Time on Site

3.84 Pages/Visit

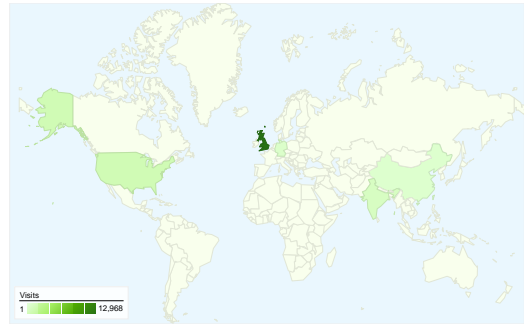
42.38% % New Visits

Visitors Overview

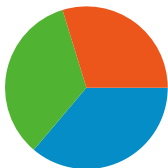


Visitors
9,692

Map Overlay



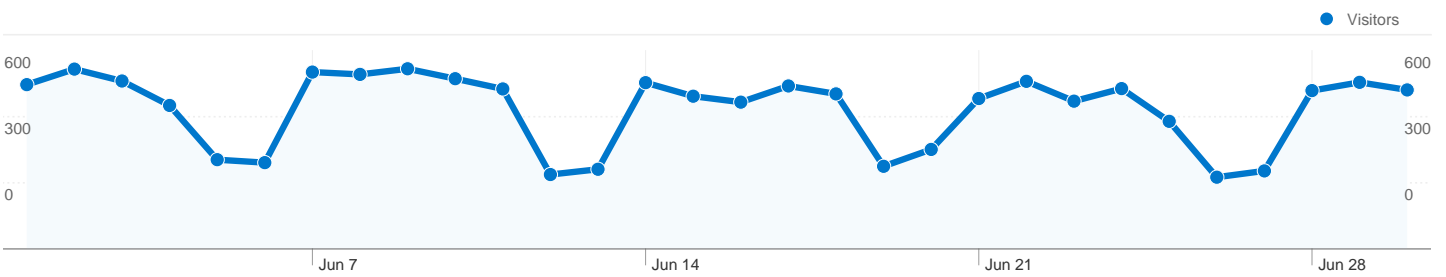
Traffic Sources Overview



- **Search Engines**
6,996.00 (36.18%)
- **Direct Traffic**
6,589.00 (34.08%)
- **Referring Sites**
5,749.00 (29.74%)

Content Overview

Pages	Pageviews	% Pageviews
/	9,664	13.01%
/index.php	6,645	8.94%
/people.php	2,206	2.97%
/pages/research.html	1,671	2.25%
/people.php?action=category&c	1,423	1.92%



9,692 people visited this site

19,334 Visits

9,692 Absolute Unique Visitors

74,297 Pageviews

3.84 Average Pageviews

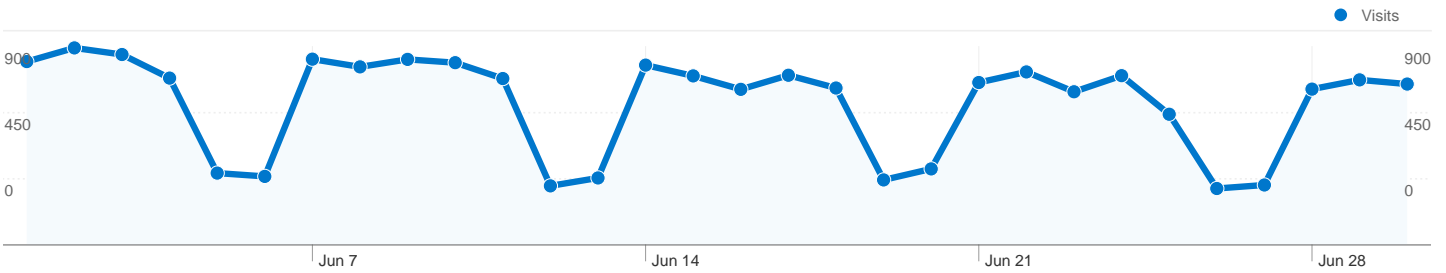
00:03:10 Time on Site

55.39% Bounce Rate




42.38% New Visits

Technical Profile

Browser	Visits	% visits	Connection Speed	Visits	% visits
Internet Explorer	11,131	57.57%	T1	11,318	58.54%
Firefox	5,202	26.91%	Unknown	3,345	17.30%
Chrome	1,551	8.02%	DSL	2,700	13.97%
Safari	1,202	6.22%	Cable	1,746	9.03%
Opera	122	0.63%	Dialup	184	0.95%



All traffic sources sent a total of 19,334 visits

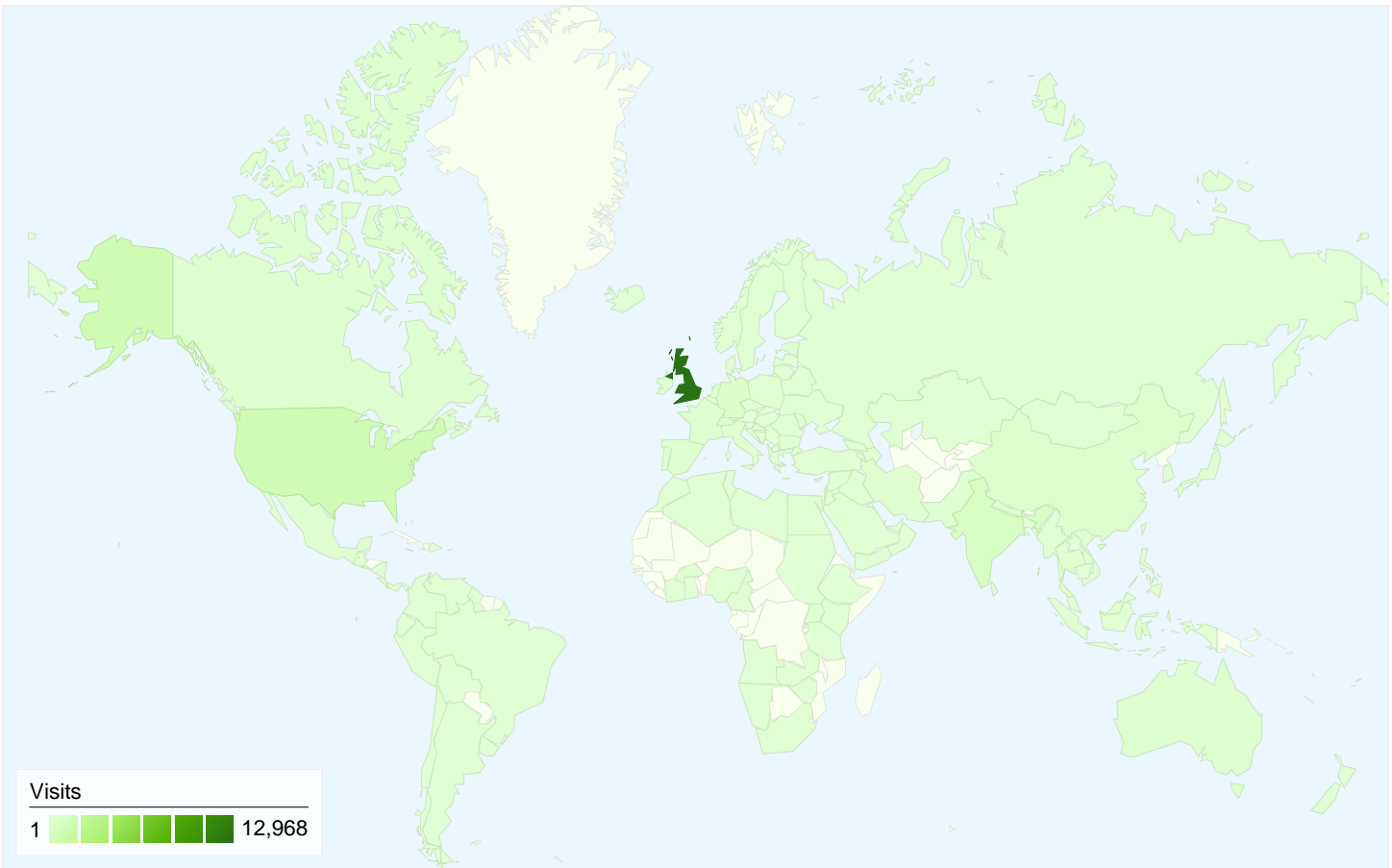
-  34.08% Direct Traffic
-  29.74% Referring Sites
-  36.18% Search Engines



- Search Engines
6,996.00 (36.18%)
- Direct Traffic
6,589.00 (34.08%)
- Referring Sites
5,749.00 (29.74%)

Top Traffic Sources

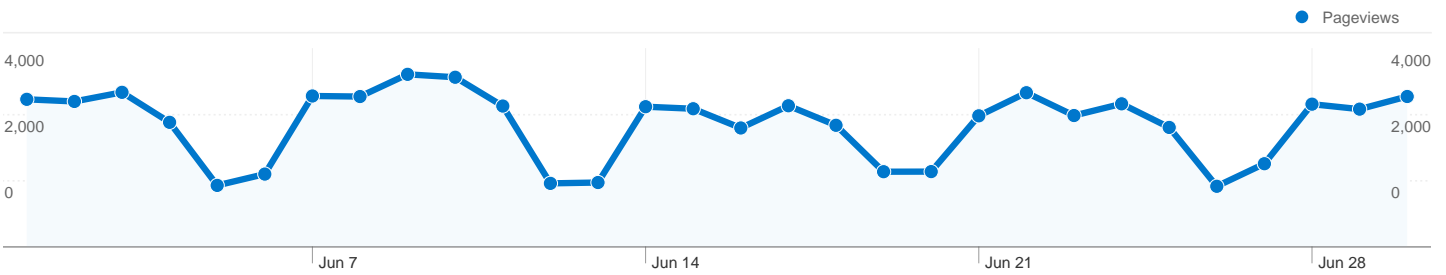
Sources	Visits	% visits	Keywords	Visits	% visits
(direct) ((none))	6,589	34.08%	chemical engineering	255	3.64%
google (organic)	6,379	32.99%	alasdair campbell	174	2.49%
cam.ac.uk (referral)	868	4.49%	cambridge chemical	120	1.72%
tech.cam.ac.uk (referral)	682	3.53%	chris lowe biotechnology	117	1.67%
web-search.cam.ac.uk	490	2.53%	biobullets	103	1.47%



19,334 visits came from 137 countries/territories

Site Usage						
Visits	Pages/Visit	Avg. Time on Site	% New Visits	Bounce Rate		
19,334 % of Site Total: 100.00%	3.84 Site Avg: 3.84 (0.00%)	00:03:10 Site Avg: 00:03:10 (0.00%)	42.39% Site Avg: 42.38% (0.02%)	55.39% Site Avg: 55.39% (0.00%)		
Country/Territory	Visits	Pages/Visit	Avg. Time on Site	% New Visits	Bounce Rate	
United Kingdom	12,968	3.21	00:03:04	25.33%	59.95%	
United States	1,218	4.26	00:02:27	75.78%	57.22%	
India	715	5.35	00:03:42	82.52%	37.62%	
Germany	411	4.57	00:02:30	73.24%	40.63%	
China	249	7.29	00:05:52	63.45%	36.55%	
Malaysia	210	5.40	00:04:21	58.10%	48.10%	
Australia	189	5.98	00:04:35	65.61%	39.15%	
France	186	3.98	00:02:32	83.33%	57.53%	
Canada	183	4.26	00:02:50	95.63%	53.01%	

Spain	158	7.27	00:04:06	68.35%	31.01%
					1 - 10 of 137



Pages on this site were viewed a total of 74,297 times

74,297 Pageviews

56,610 Unique Views

55.39% Bounce Rate

Top Content

Pages	Pageviews	% Pageviews
/	9,664	13.01%
/index.php	6,645	8.94%
/people.php	2,206	2.97%
/pages/research.html	1,671	2.25%
/people.php?action=category&c=academic	1,423	1.92%