

Site Usage

24,895 Visits

59.01% Bounce Rate

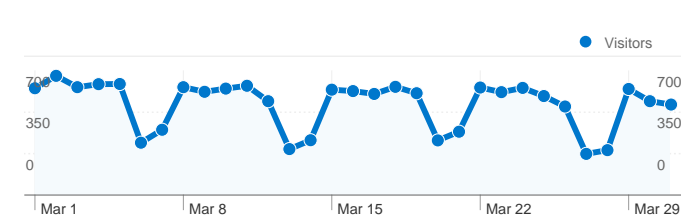
84,171 Pageviews

00:02:36 Avg. Time on Site

3.38 Pages/Visit

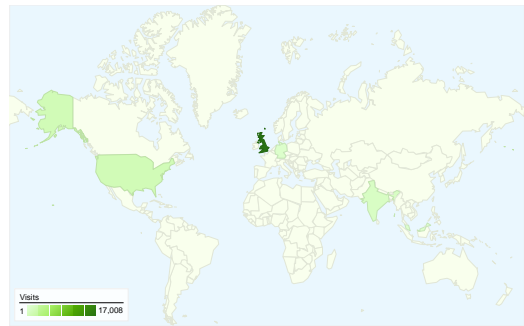
42.45% % New Visits

Visitors Overview

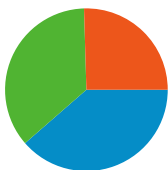


Visitors
11,923

Map Overlay



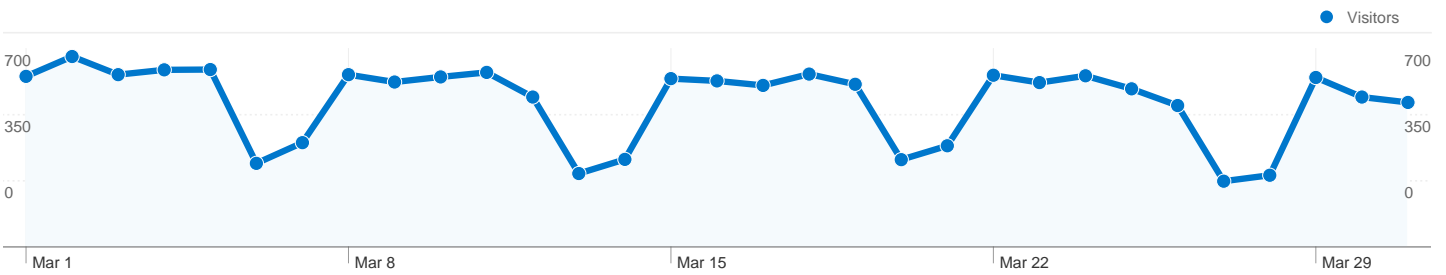
Traffic Sources Overview



- **Direct Traffic**
9,609.00 (38.60%)
- **Search Engines**
8,947.00 (35.94%)
- **Referring Sites**
6,339.00 (25.46%)

Content Overview

Pages	Pageviews	% Pageviews
/	11,578	13.76%
/index.php	8,652	10.28%
/people.php	2,415	2.87%
/pages/research.html	2,034	2.42%
/people.php?action=category&c	1,744	2.07%



11,923 people visited this site

24,895 Visits

11,923 Absolute Unique Visitors

84,171 Pageviews

3.38 Average Pageviews

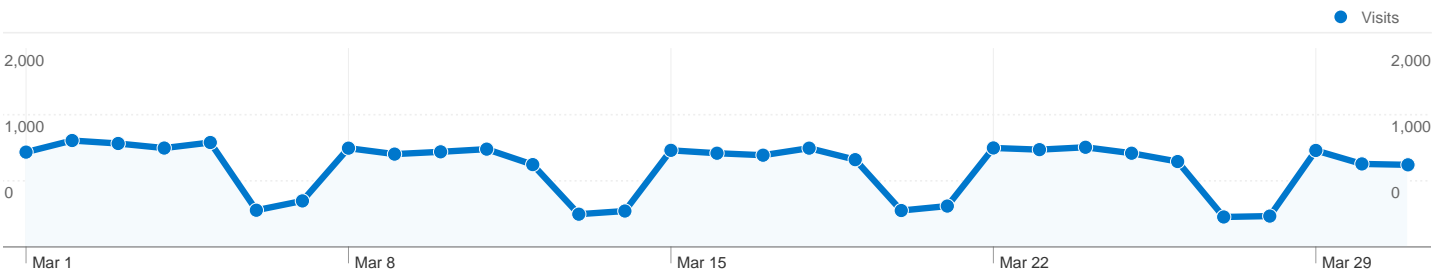
00:02:36 Time on Site

59.01% Bounce Rate

42.45% New Visits

Technical Profile

Browser	Visits	% visits	Connection Speed	Visits	% visits
Internet Explorer	14,652	58.86%	T1	15,109	60.69%
Firefox	6,912	27.76%	Unknown	4,156	16.69%
Safari	1,633	6.56%	DSL	3,252	13.06%
Chrome	1,401	5.63%	Cable	2,137	8.58%
Opera	153	0.61%	Dialup	199	0.80%



All traffic sources sent a total of 24,895 visits

38.60% Direct Traffic

25.46% Referring Sites

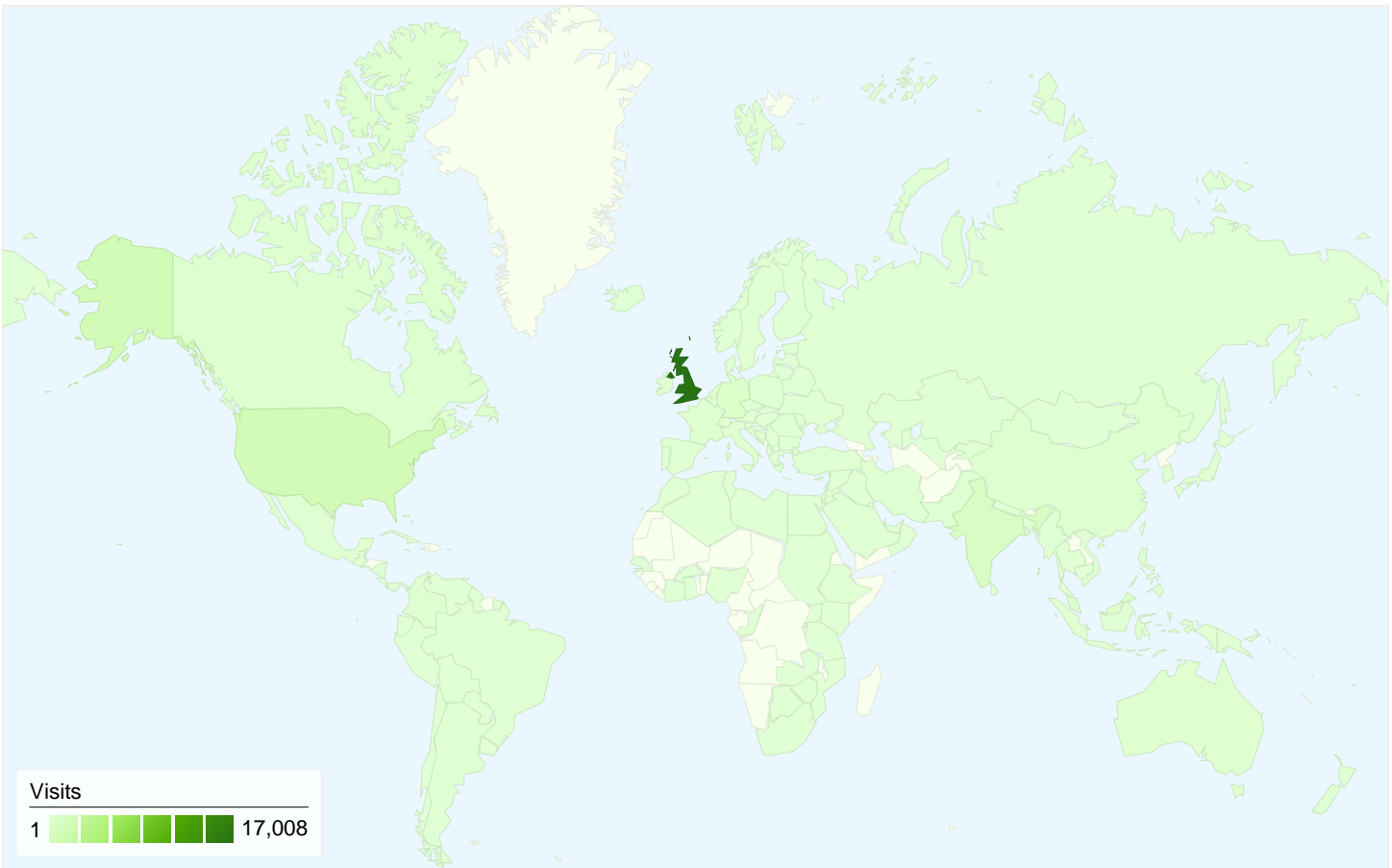
35.94% Search Engines



- **Direct Traffic**
9,609.00 (38.60%)
- **Search Engines**
8,947.00 (35.94%)
- **Referring Sites**
6,339.00 (25.46%)

Top Traffic Sources

Sources	Visits	% visits	Keywords	Visits	% visits
(direct) ((none))	9,609	38.60%	markus kraft	573	6.40%
google (organic)	7,915	31.79%	chemical engineering	315	3.52%
tech.cam.ac.uk (referral)	936	3.76%	christine rowan cambridge	236	2.64%
cam.ac.uk (referral)	823	3.31%	chem eng cam	228	2.55%
bing (organic)	685	2.75%	cambridge chemical	148	1.65%

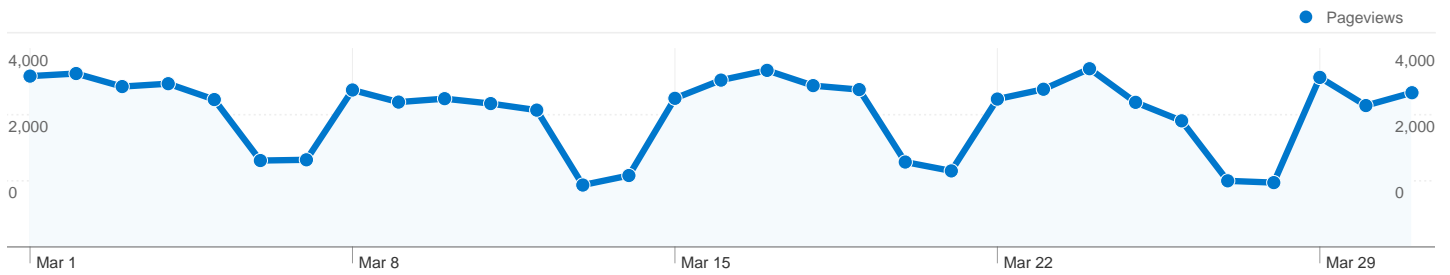


24,895 visits came from 141 countries/territories

Site Usage

Country/Territory	Visits	Pages/Visit	Avg. Time on Site	% New Visits	Bounce Rate
United Kingdom	17,008	2.98	00:02:25	26.27%	62.95%
United States	1,504	3.24	00:01:51	85.44%	61.70%
India	804	4.60	00:03:31	84.20%	43.28%
Germany	476	5.36	00:03:52	57.14%	46.85%
Malaysia	362	3.81	00:03:05	59.12%	56.08%
Canada	280	2.95	00:01:36	87.50%	57.86%
China	255	5.15	00:05:12	71.76%	41.96%
France	234	4.44	00:02:28	77.35%	47.01%
Australia	193	4.21	00:02:52	82.90%	48.19%

Singapore	165	4.98	00:03:49	61.82%	43.64%
					1 - 10 of 141



Pages on this site were viewed a total of 84,171 times

84,171 Pageviews

65,165 Unique Views

59.01% Bounce Rate

Top Content

Pages	Pageviews	% Pageviews
/	11,578	13.76%
/index.php	8,652	10.28%
/people.php	2,415	2.87%
/pages/research.html	2,034	2.42%
/people.php?action=category&c=academic	1,744	2.07%