

## Site Usage

24,681 Visits

55.86% Bounce Rate

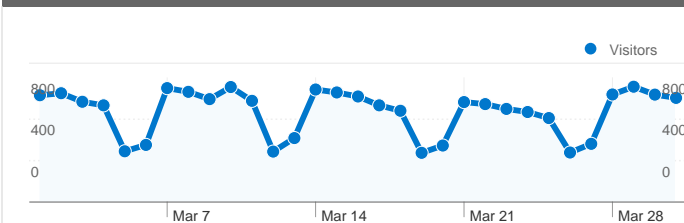
86,673 Pageviews

00:02:54 Avg. Time on Site

3.51 Pages/Visit

51.38% % New Visits

## Visitors Overview

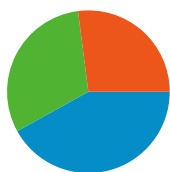


Visitors  
14,282

## Content Overview

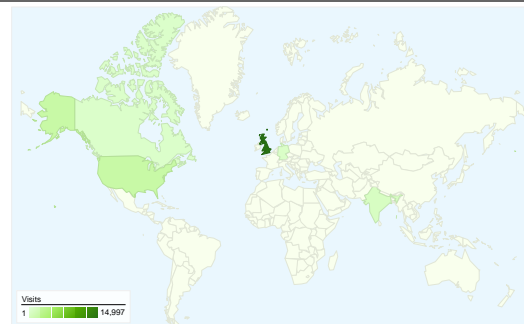
Pages	Pageviews	% Pageviews
/	11,048	12.75%
/index.php	5,202	6.00%
/people.php	2,278	2.63%
/pages/research.html	2,064	2.38%
/people.php?action=category&c	1,546	1.78%

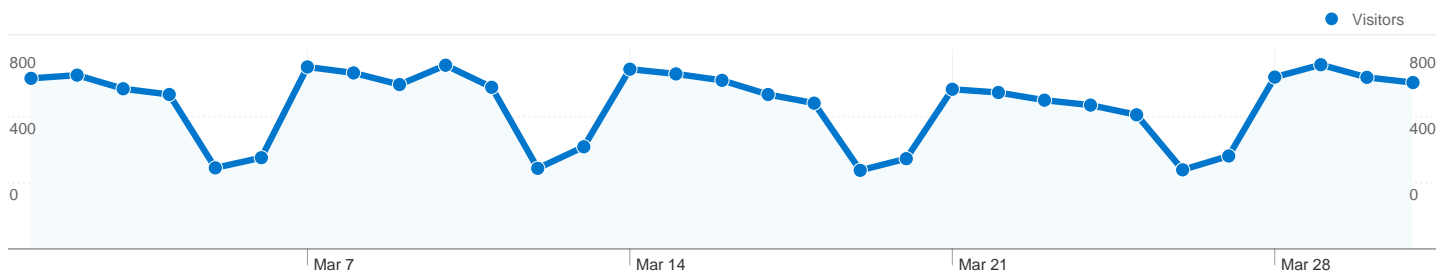
## Traffic Sources Overview



- **Search Engines**  
10,354.00 (41.95%)
- **Referring Sites**  
7,652.00 (31.00%)
- **Direct Traffic**  
6,675.00 (27.05%)

## Map Overlay






**14,282 people visited this site**

 **24,681 Visits**


 **14,282 Absolute Unique Visitors**

 **86,673 Pageviews**

 **3.51 Average Pageviews**

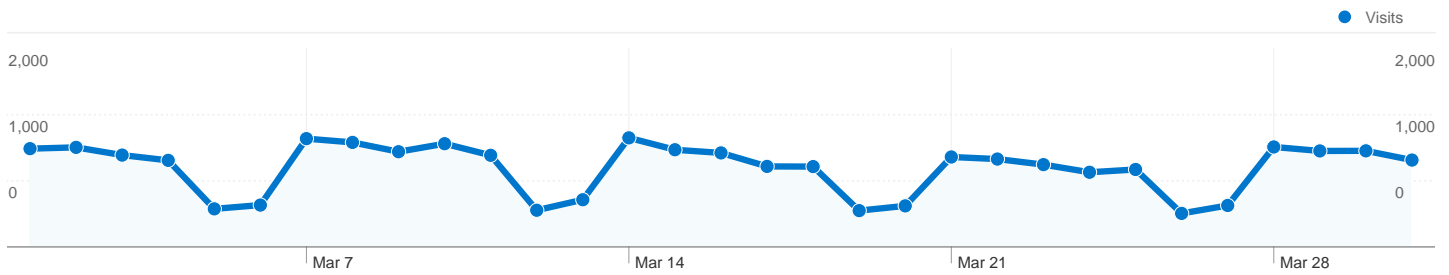
 **00:02:54 Time on Site**

 **55.86% Bounce Rate**

 **51.38% New Visits**

## Technical Profile

Browser	Visits	% visits	Connection Speed	Visits	% visits
Internet Explorer	11,594	46.98%	Unknown	24,681	100.00%
Firefox	7,051	28.57%			
Chrome	3,376	13.68%			
Safari	2,120	8.59%			
Opera	387	1.57%			



All traffic sources sent a total of 24,681 visits

27.05% Direct Traffic

31.00% Referring Sites

41.95% Search Engines



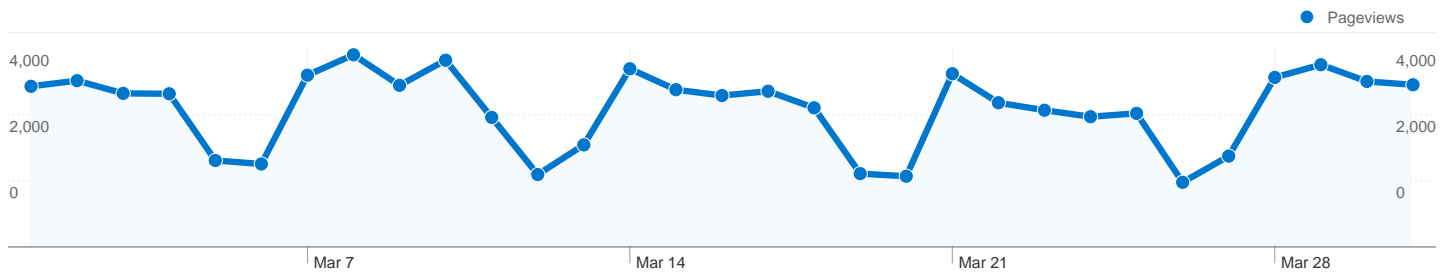
■ Search Engines  
10,354.00 (41.95%)

■ Referring Sites  
7,652.00 (31.00%)

■ Direct Traffic  
6,675.00 (27.05%)

## Top Traffic Sources

Sources	Visits	% visits	Keywords	Visits	% visits
google (organic)	9,906	40.14%	sarada crowe	391	3.78%
(direct) ((none))	6,675	27.05%	peter kauders cambridge	379	3.66%
cam.ac.uk (referral)	1,168	4.73%	cambridge chemical	294	2.84%
tech.cam.ac.uk (referral)	1,103	4.47%	chemical engineering	271	2.62%
google.com (referral)	642	2.60%	http://www.ceb.cam.ac.uk/	172	1.66%



Pages on this site were viewed a total of 86,673 times

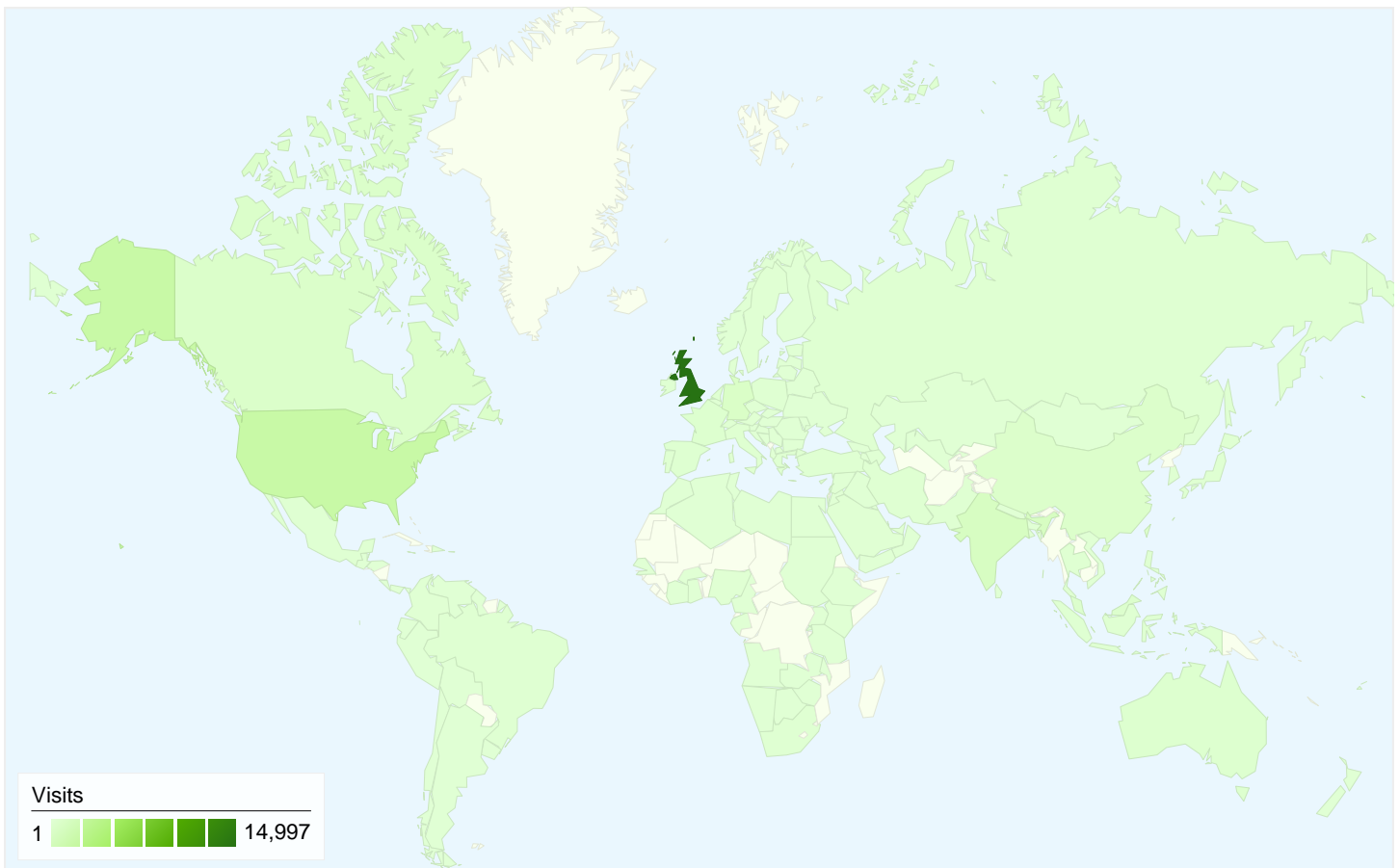
 **86,673** Pageviews

 **65,831** Unique Views

 **55.86%** Bounce Rate

## Top Content

Pages	Pageviews	% Pageviews
/	11,048	12.75%
/index.php	5,202	6.00%
/people.php	2,278	2.63%
/pages/research.html	2,064	2.38%
/people.php?action=category&c=academic	1,546	1.78%



## 24,681 visits came from 138 countries/territories

### Site Usage

Visits 24,681 % of Site Total: 100.00%		Pages/Visit 3.51 Site Avg: 3.51 (0.00%)		Avg. Time on Site 00:02:54 Site Avg: 00:02:54 (0.00%)		% New Visits 51.37% Site Avg: 51.38% (-0.02%)		Bounce Rate 55.86% Site Avg: 55.86% (0.00%)	
Country/Territory			Visits	Pages/Visit	Avg. Time on Site	% New Visits		Bounce Rate	
United Kingdom			14,997	3.24	00:03:05	36.26%		57.50%	
United States			2,036	3.30	00:01:40	80.94%		59.82%	
India			810	4.45	00:03:23	80.37%		47.04%	
Germany			584	4.34	00:02:14	65.58%		56.16%	
Canada			450	2.86	00:02:07	67.78%		66.44%	
China			419	5.37	00:04:21	66.11%		45.11%	
Malaysia			347	3.89	00:03:18	74.06%		48.70%	
France			264	3.73	00:02:11	78.03%		53.41%	
Australia			261	3.52	00:02:19	70.88%		58.24%	

Taiwan	244	2.43	00:03:32	27.46%	65.16%
1 - 10 of 138					