

Site Usage

25,528 Visits

57.15% Bounce Rate

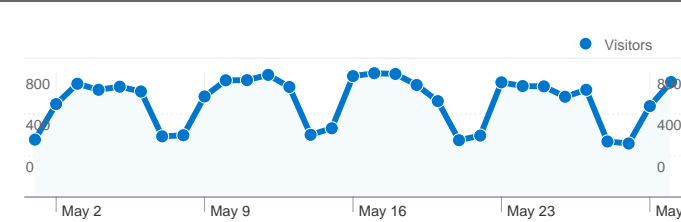
81,721 Pageviews

00:02:29 Avg. Time on Site

3.20 Pages/Visit

53.16% % New Visits

Visitors Overview

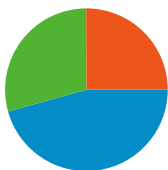


Visitors
15,355

Content Overview

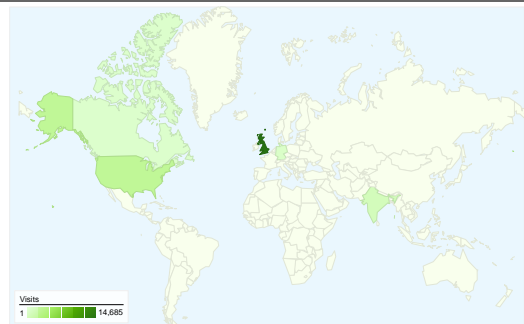
Pages	Pageviews	% Pageviews
/	10,959	13.41%
/index.php	4,415	5.40%
/people.php	2,311	2.83%
/pages/hydrodynamic-	2,061	2.52%
/pages/research.html	1,747	2.14%

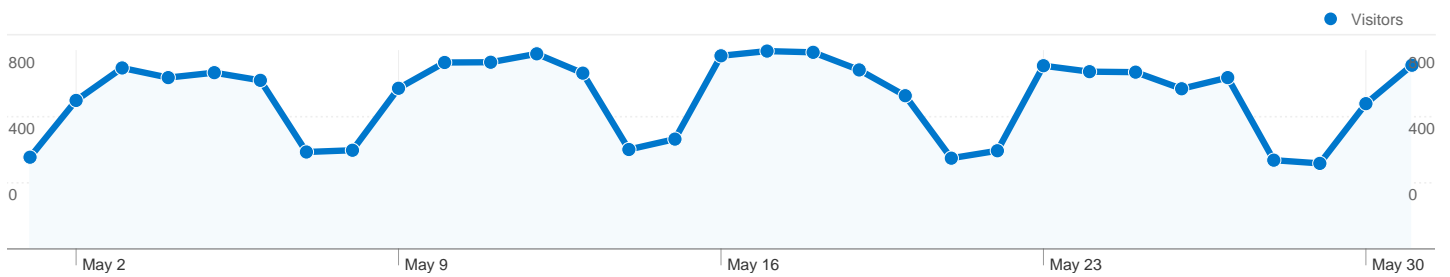
Traffic Sources Overview



- **Search Engines**
11,661.00 (45.68%)
- **Referring Sites**
7,476.00 (29.29%)
- **Direct Traffic**
6,391.00 (25.04%)

Map Overlay







15,355 people visited this site


 **25,528** Visits

 **15,355** Absolute Unique Visitors

 **81,721** Pageviews

 **3.20** Average Pageviews

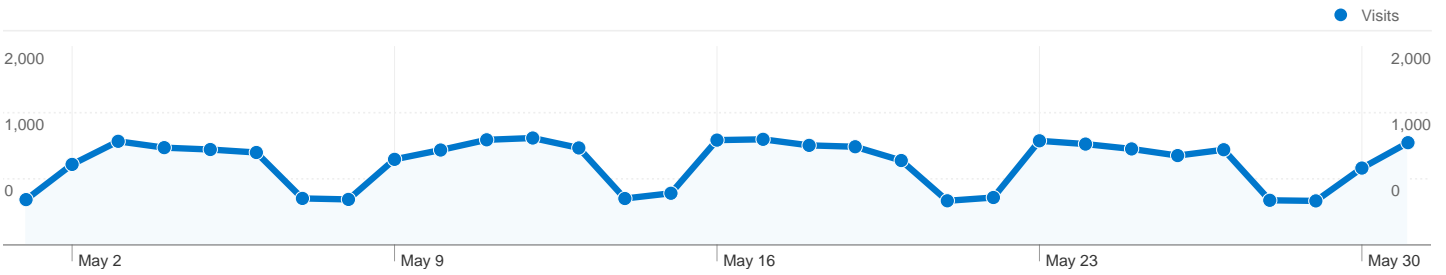
 **00:02:29** Time on Site

 **57.15%** Bounce Rate

 **53.16%** New Visits

Technical Profile


Browser	Visits	% visits	Connection Speed	Visits	% visits
Internet Explorer	10,971	42.98%	Unknown	25,528	100.00%
Firefox	7,437	29.13%			
Chrome	4,296	16.83%			
Safari	2,229	8.73%			
Opera	338	1.32%			

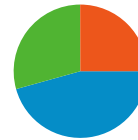


All traffic sources sent a total of 25,528 visits

 25.04% Direct Traffic

 29.29% Referring Sites

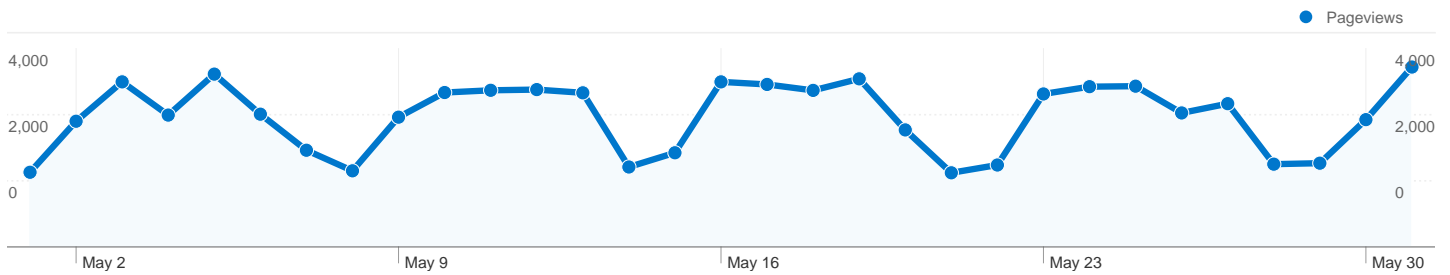
 45.68% Search Engines



- **Search Engines**
11,661.00 (45.68%)
- **Referring Sites**
7,476.00 (29.29%)
- **Direct Traffic**
6,391.00 (25.04%)

Top Traffic Sources


Sources	Visits	% visits	Keywords	Visits	% visits
google (organic)	11,250	44.07%	peter kauders cambridge	800	6.86%
(direct) ((none))	6,391	25.04%	cambridge chemical	250	2.14%
cam.ac.uk (referral)	963	3.77%	laminar flow	247	2.12%
google.com (referral)	904	3.54%	chemical engineering	233	2.00%
tech.cam.ac.uk (referral)	853	3.34%	inna livshitz	168	1.44%



Pages on this site were viewed a total of 81,721 times

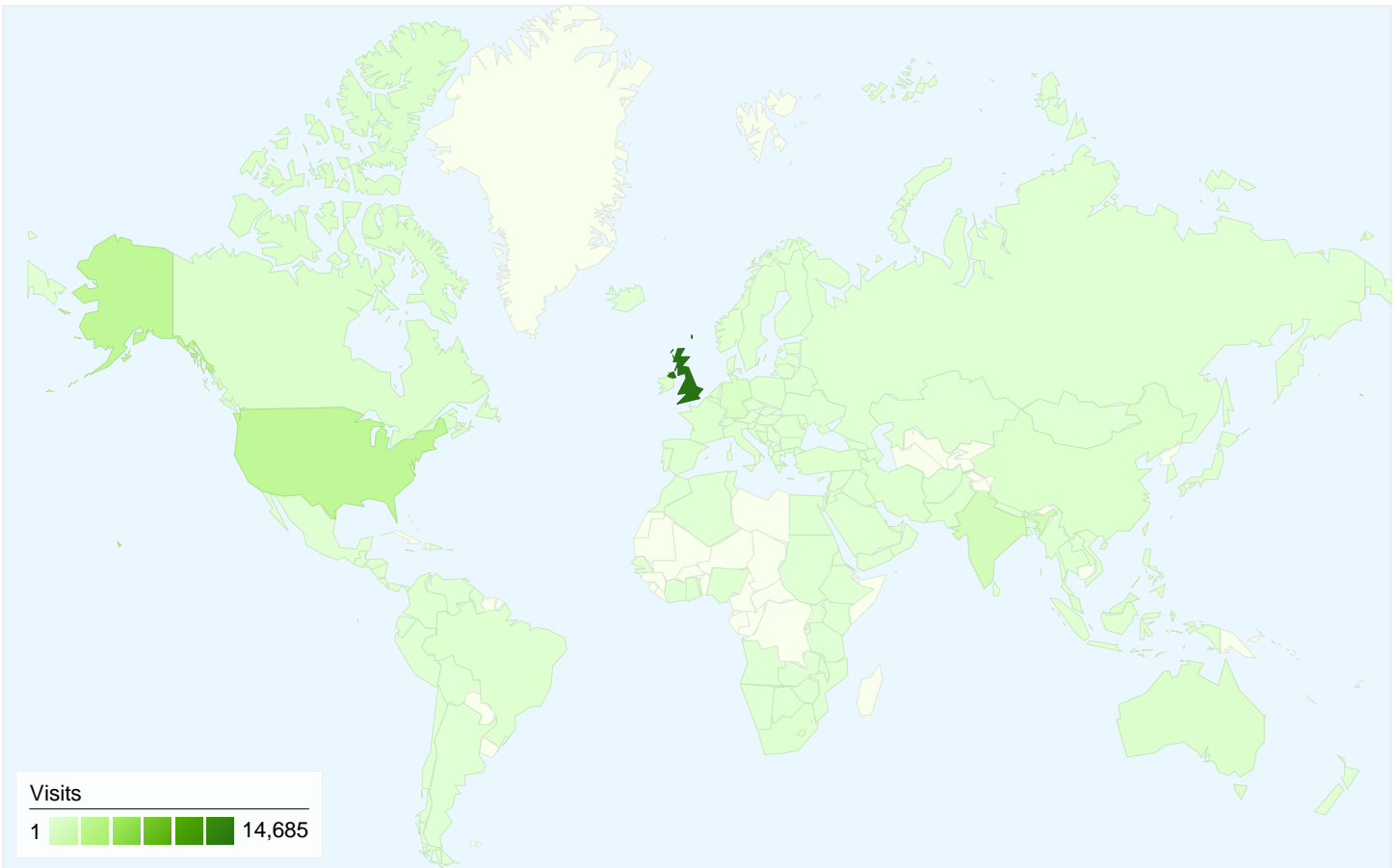
 81,721 Pageviews

 63,014 Unique Views

 57.15% Bounce Rate

Top Content

Pages	Pageviews	% Pageviews
/	10,959	13.41%
/index.php	4,415	5.40%
/people.php	2,311	2.83%
/pages/hydrodynamic-voltammetry.html	2,061	2.52%
/pages/research.html	1,747	2.14%



25,528 visits came from 147 countries/territories

Site Usage						
Visits	Pages/Visit	Avg. Time on Site	% New Visits	Bounce Rate		
25,528 % of Site Total: 100.00%	3.20 Site Avg: 3.20 (0.00%)	00:02:29 Site Avg: 00:02:29 (0.00%)	53.21% Site Avg: 53.16% (0.10%)	57.15% Site Avg: 57.15% (0.00%)		
Country/Territory	Visits	Pages/Visit	Avg. Time on Site	% New Visits	Bounce Rate	
United Kingdom	14,685	3.02	00:02:39	33.09%	58.51%	
United States	2,677	2.65	00:01:26	83.49%	64.03%	
India	1,121	3.65	00:02:37	85.64%	52.54%	
Germany	559	4.65	00:02:29	71.74%	48.84%	
Canada	381	2.63	00:01:15	90.29%	57.22%	
Australia	379	2.66	00:01:50	83.38%	66.75%	
Malaysia	348	3.33	00:02:39	68.10%	56.32%	
China	326	5.47	00:03:54	65.64%	45.09%	
France	232	3.94	00:02:06	72.41%	48.71%	

Singapore	212	4.16	00:02:49	74.53%	52.36%
					1 - 10 of 147