

Site Usage

25,961 Visits

54.43% Bounce Rate

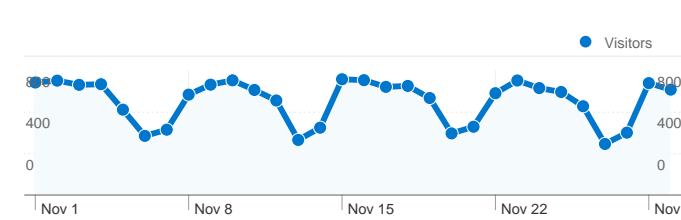
101,036 Pageviews

00:03:28 Avg. Time on Site

3.89 Pages/Visit

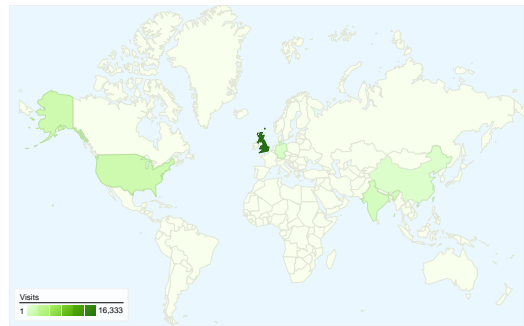
47.37% % New Visits

Visitors Overview

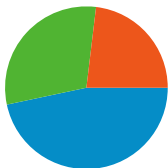


Visitors
14,180

Map Overlay



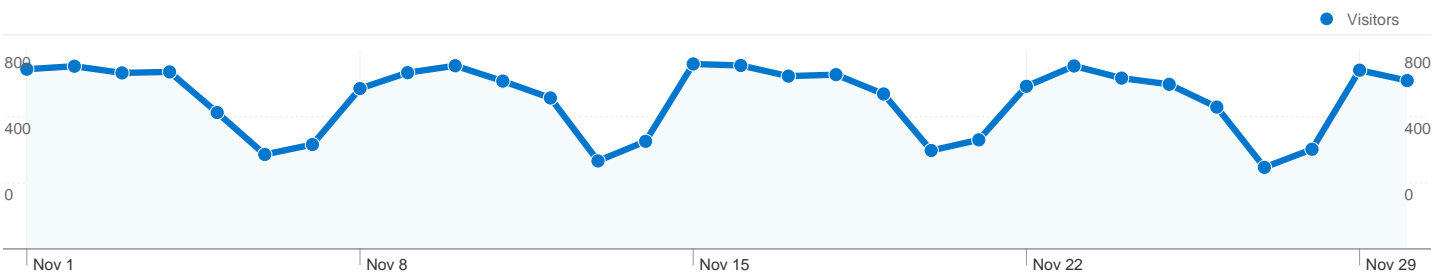
Traffic Sources Overview



- **Search Engines**
12,116.00 (46.67%)
- **Referring Sites**
7,848.00 (30.23%)
- **Direct Traffic**
5,997.00 (23.10%)

Content Overview

Pages	Pageviews	% Pageviews
/	12,566	12.44%
/index.php	6,068	6.01%
/people.php	2,930	2.90%
/pages/research.html	2,410	2.39%
/people.php?action=category&c	2,003	1.98%



14,180 people visited this site

25,961 Visits

14,180 Absolute Unique Visitors

101,036 Pageviews

3.89 Average Pageviews

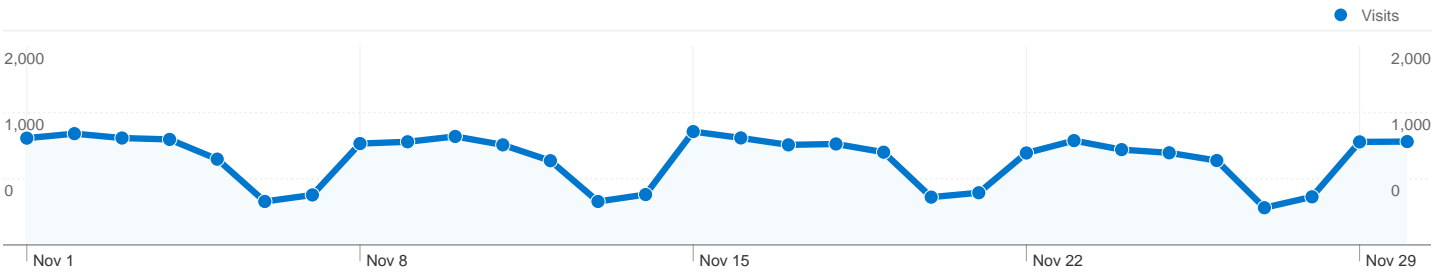
00:03:28 Time on Site

54.43% Bounce Rate




47.37% New Visits

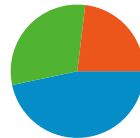
Technical Profile

Browser	Visits	% visits	Connection Speed	Visits	% visits
Internet Explorer	13,224	50.94%	T1	14,456	55.68%
Firefox	7,225	27.83%	Unknown	4,444	17.12%
Chrome	3,075	11.84%	DSL	4,427	17.05%
Safari	2,045	7.88%	Cable	2,340	9.01%
Opera	229	0.88%	Dialup	240	0.92%



All traffic sources sent a total of 25,961 visits

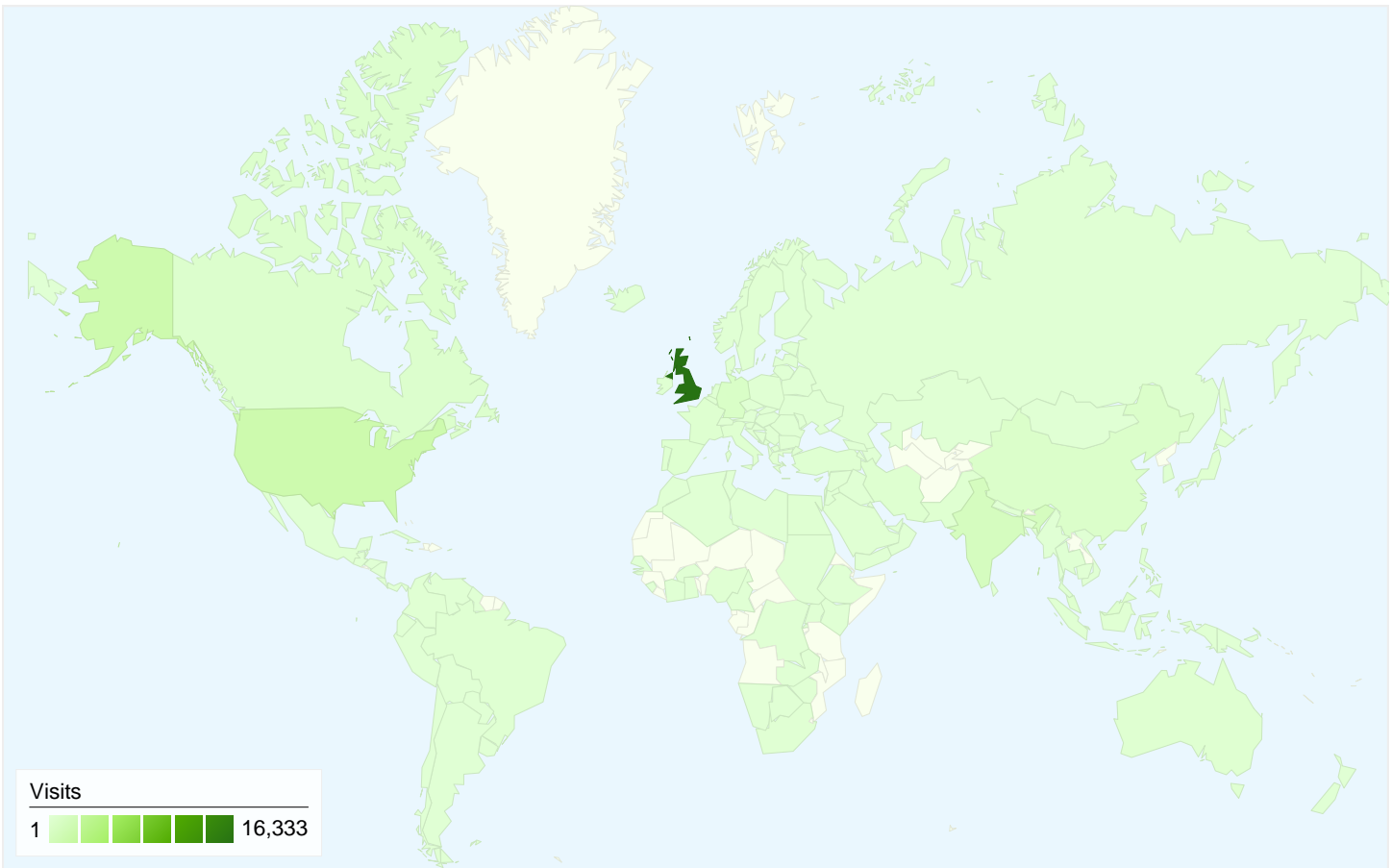
-  **23.10%** Direct Traffic
-  **30.23%** Referring Sites
-  **46.67%** Search Engines



- **Search Engines**
12,116.00 (46.67%)
- **Referring Sites**
7,848.00 (30.23%)
- **Direct Traffic**
5,997.00 (23.10%)

Top Traffic Sources

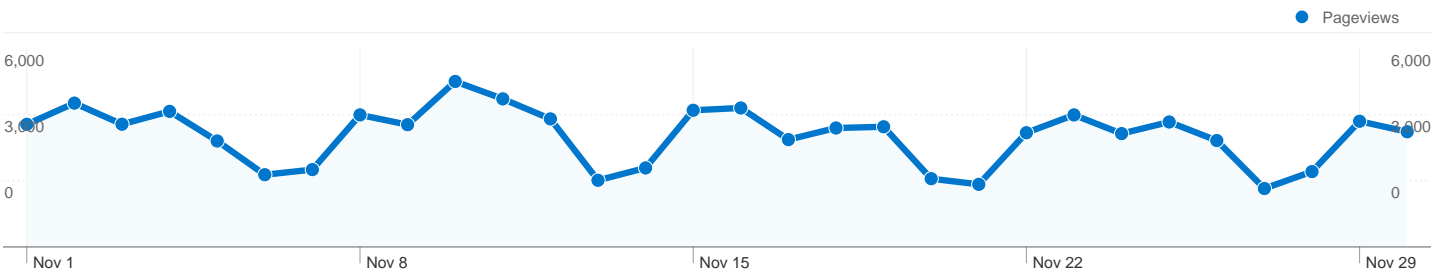
Sources	Visits	% visits	Keywords	Visits	% visits
google (organic)	11,574	44.58%	"institute of biotechnology"	438	3.62%
(direct) ((none))	5,997	23.10%	michaela mcneill	346	2.86%
tech.cam.ac.uk (referral)	1,042	4.01%	cambridge chemical	344	2.84%
cam.ac.uk (referral)	1,037	3.99%	lowe chemical engineering	275	2.27%
google.com (referral)	644	2.48%	chemical engineering	252	2.08%



25,961 visits came from 142 countries/territories

Site Usage						
Visits	Pages/Visit	Avg. Time on Site	% New Visits	Bounce Rate		
25,961 % of Site Total: 100.00%	3.89 Site Avg: 3.89 (0.00%)	00:03:28 Site Avg: 00:03:28 (0.00%)	47.39% Site Avg: 47.37% (0.06%)	54.43% Site Avg: 54.43% (0.00%)		
Country/Territory	Visits	Pages/Visit	Avg. Time on Site	% New Visits	Bounce Rate	
United Kingdom	16,333	3.45	00:02:58	31.10%	57.64%	
United States	1,846	3.67	00:07:33	83.48%	56.39%	
India	1,050	4.99	00:03:34	71.90%	45.81%	
Germany	668	3.92	00:01:47	56.14%	53.29%	
China	530	8.75	00:07:55	57.55%	33.96%	
Canada	371	4.23	00:02:52	84.64%	50.13%	
Malaysia	256	3.40	00:02:52	82.03%	52.34%	
France	224	4.39	00:02:50	72.77%	47.32%	
Spain	211	5.18	00:02:47	77.73%	37.91%	

Iran	194	4.76	00:03:50	82.47%	48.97%
					1 - 10 of 142



Pages on this site were viewed a total of 101,036 times

101,036 Pageviews

75,873 Unique Views

54.43% Bounce Rate

Top Content

Pages	Pageviews	% Pageviews
/	12,566	12.44%
/index.php	6,068	6.01%
/people.php	2,930	2.90%
/pages/research.html	2,410	2.39%
/people.php?action=category&c=academic	2,003	1.98%