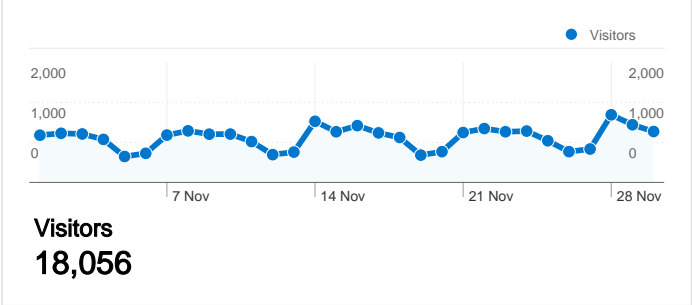


Site Usage

28,102 Visits	50.59% Bounce Rate
114,109 Pageviews	00:03:41 Avg. Time on Site
4.06 Pages/Visit	56.89% % New Visits

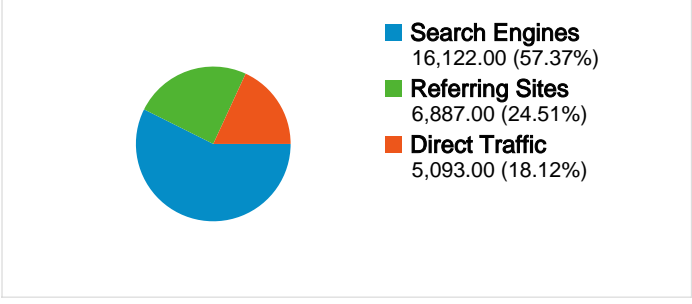
Visitors Overview



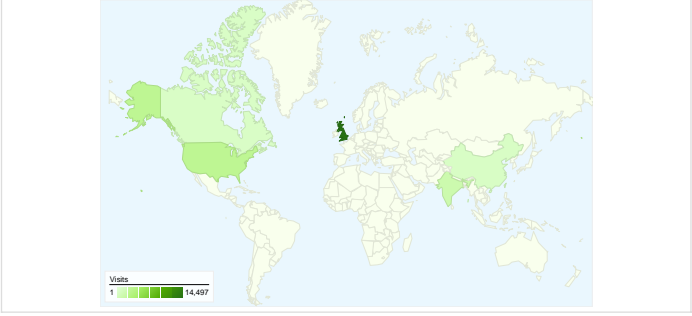
Content Overview

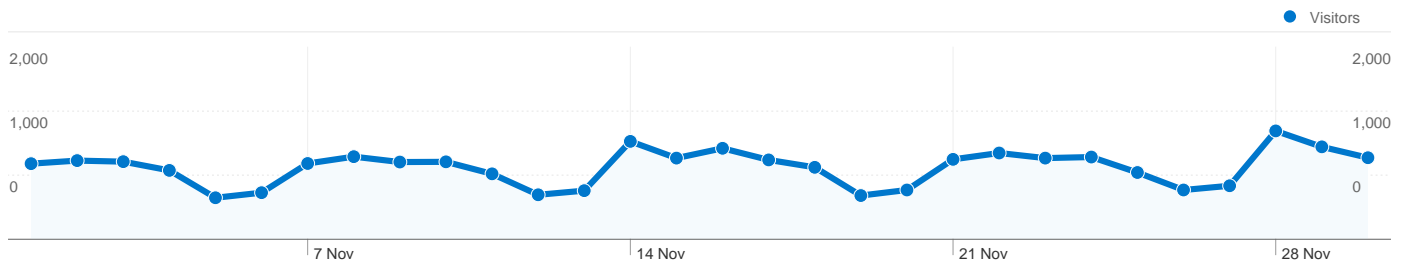
Pages	Pageviews	% Pageviews
/	12,751	11.17%
/index.php	3,771	3.30%
/pages/research-themes.html	2,905	2.55%
/people.php	2,773	2.43%
/pages/research-groups.html	2,484	2.18%

Traffic Sources Overview



Map Overlay







18,056 people visited this site


 28,102 Visits


 18,056 Absolute Unique Visitors

 114,109 Pageviews

 4.06 Average Pageviews

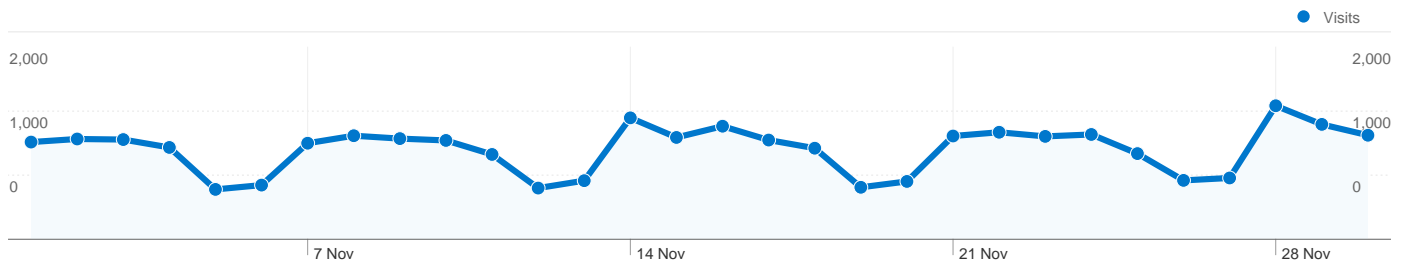
 00:03:41 Time on Site

 50.59% Bounce Rate




 56.89% New Visits

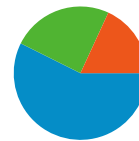
Technical Profile

Browser	Visits	% visits
Internet Explorer	9,999	35.58%
Firefox	7,820	27.83%
Chrome	6,891	24.52%
Safari	2,601	9.26%
Opera	351	1.25%



All traffic sources sent a total of 28,102 visits

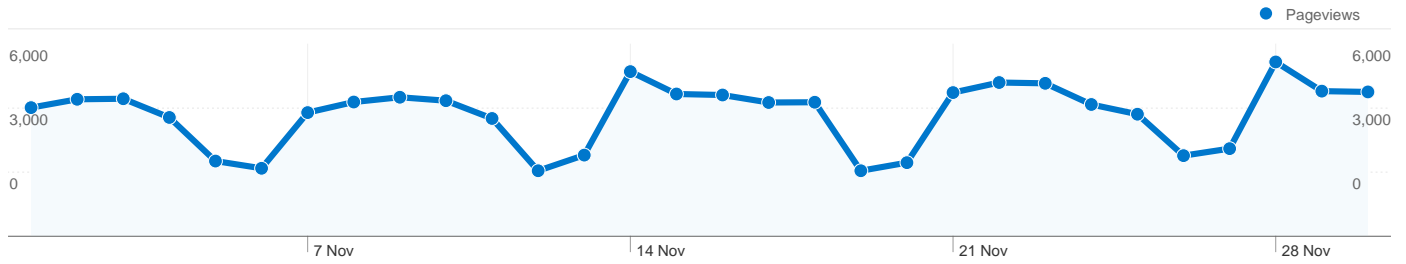
-  18.12% Direct Traffic
-  24.51% Referring Sites
-  57.37% Search Engines



- **Search Engines**
16,122.00 (57.37%)
- **Referring Sites**
6,887.00 (24.51%)
- **Direct Traffic**
5,093.00 (18.12%)

Top Traffic Sources

Sources	Visits	% visits	Keywords	Visits	% visits
google (organic)	15,322	54.52%	(not provided)	830	5.15%
(direct) ((none))	5,093	18.12%	chemical engineering	376	2.33%
cam.ac.uk (referral)	2,003	7.13%	laminar flow	344	2.13%
search.cam.ac.uk (referral)	632	2.25%	cambridge chemical	288	1.79%
admin.cam.ac.uk (referral)	595	2.12%	cuces	208	1.29%



Pages on this site were viewed a total of 114,109 times

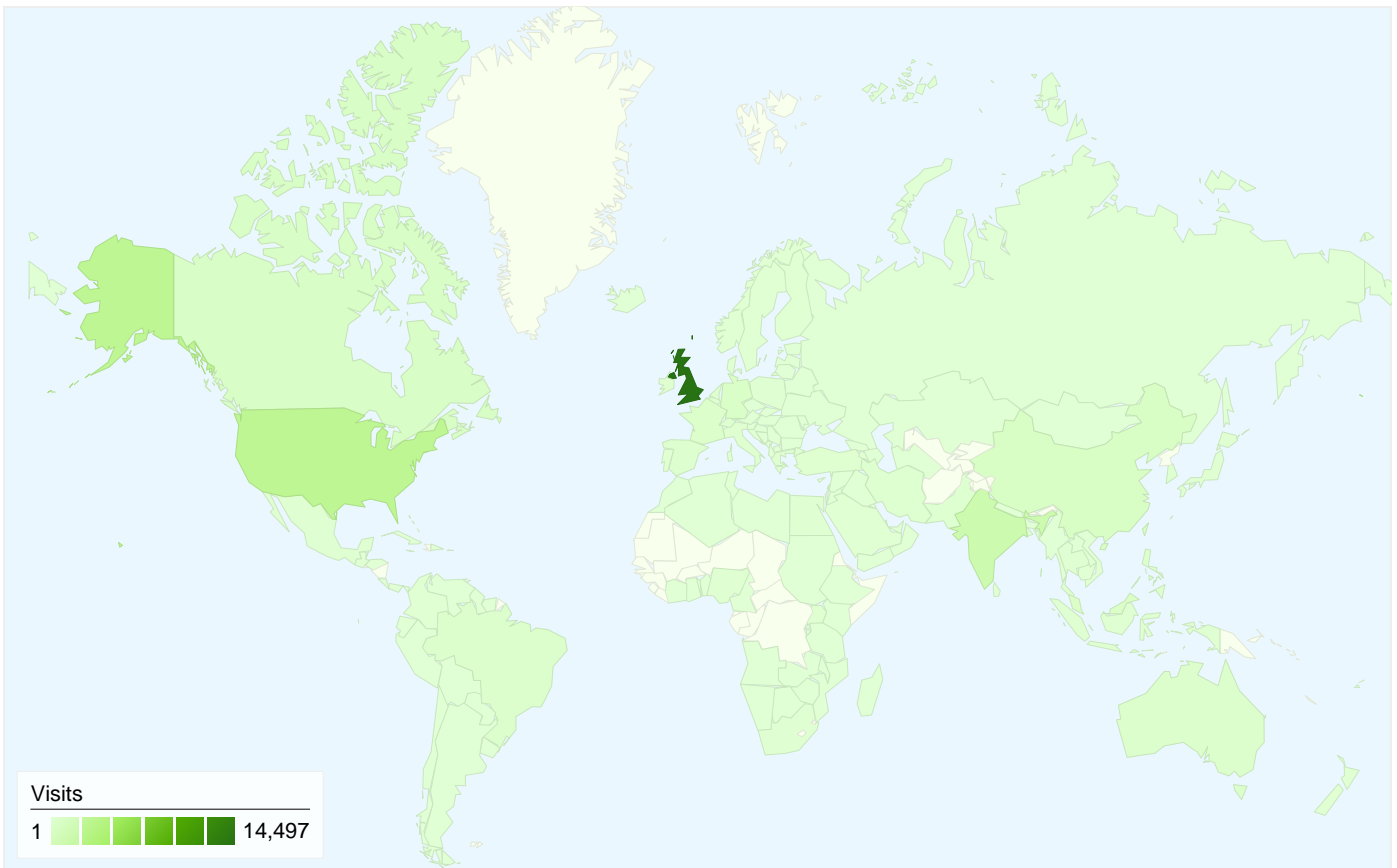
114,109 Pageviews

78,242 Unique Views

50.59% Bounce Rate

Top Content

Pages	Pageviews	% Pageviews
/	12,751	11.17%
/index.php	3,771	3.30%
/pages/research-themes.html	2,905	2.55%
/people.php	2,773	2.43%
/pages/research-groups.html	2,484	2.18%



28,102 visits came from 149 countries/territories

Site Usage

Visits	Pages/Visit	Avg. Time on Site	% New Visits	Bounce Rate	
28,102 % of Site Total: 100.00%	4.06 Site Avg: 4.06 (0.00%)	00:03:41 Site Avg: 00:03:41 (0.00%)	56.89% Site Avg: 56.89% (-0.01%)	50.59% Site Avg: 50.59% (0.00%)	
Country/Territory	Visits	Pages/Visit	Avg. Time on Site	% New Visits	Bounce Rate
United Kingdom	14,497	4.59	00:04:41	39.30%	47.56%
United States	2,820	2.85	00:01:31	82.87%	62.59%
India	1,649	4.04	00:03:08	71.68%	46.69%
China	675	4.75	00:06:05	53.78%	44.59%
Canada	607	2.95	00:01:21	84.35%	60.30%
Germany	551	3.84	00:02:05	76.41%	55.72%
Malaysia	474	2.39	00:01:52	82.49%	65.19%
France	399	4.49	00:03:21	53.38%	54.89%
Australia	346	3.18	00:01:56	74.28%	52.89%
Brazil	331	3.57	00:02:52	50.76%	61.93%

1 - 10 of 149