

**Site Usage**

**26,184** Visits

**50.50%** Bounce Rate

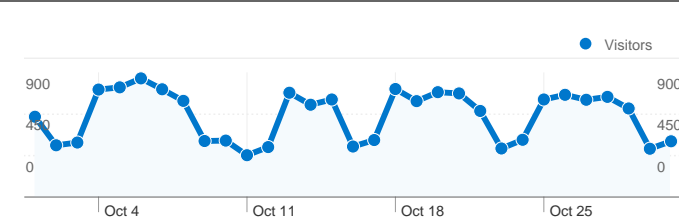
**112,176** Pageviews

**00:03:17** Avg. Time on Site

**4.28** Pages/Visit

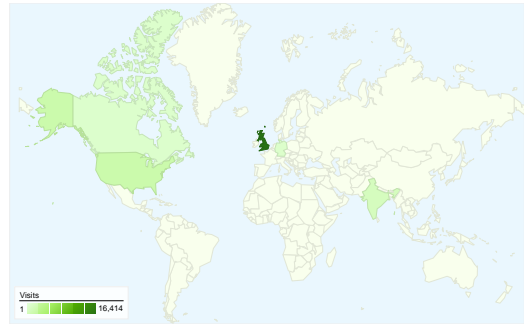
**45.82%** % New Visits

**Visitors Overview**

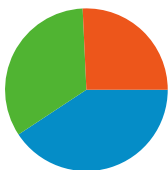


**Visitors**  
**13,647**

**Map Overlay**



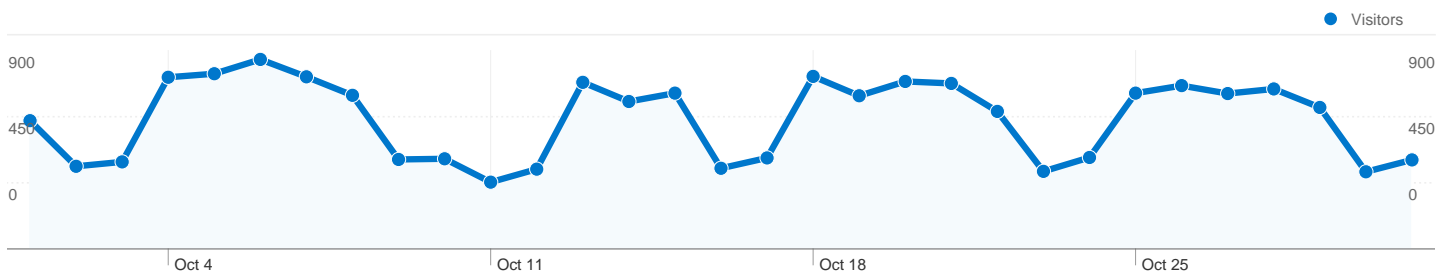
**Traffic Sources Overview**



- **Search Engines**  
10,663.00 (40.72%)
- **Referring Sites**  
8,783.00 (33.54%)
- **Direct Traffic**  
6,738.00 (25.73%)

**Content Overview**

Pages	Pageviews	% Pageviews
/	12,921	11.52%
/index.php	6,701	5.97%
/people.php	3,418	3.05%
/pages/research.html	2,758	2.46%
/people.php?action=category&c	2,237	1.99%



## 13,647 people visited this site

26,184 Visits

13,647 Absolute Unique Visitors

112,176 Pageviews

4.28 Average Pageviews

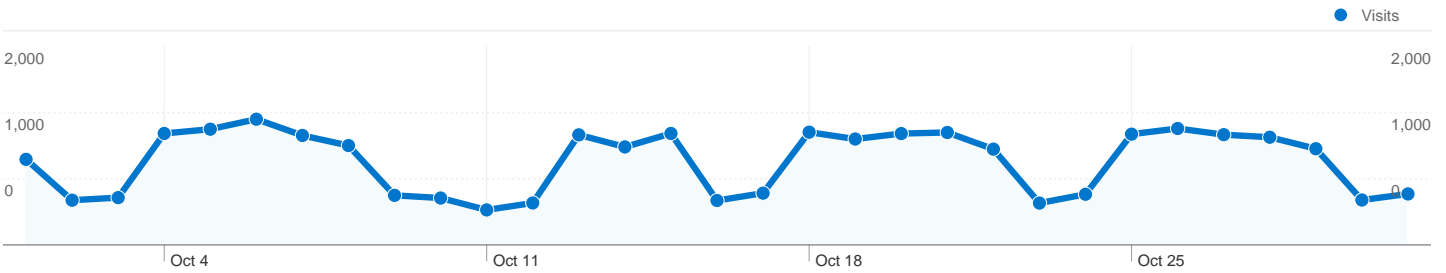
00:03:17 Time on Site

50.50% Bounce Rate




45.82% New Visits

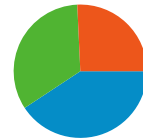
## Technical Profile

Browser	Visits	% visits	Connection Speed	Visits	% visits
Internet Explorer	12,978	49.56%	T1	14,248	54.41%
Firefox	7,525	28.74%	Unknown	4,762	18.19%
Chrome	3,045	11.63%	DSL	4,400	16.80%
Safari	2,244	8.57%	Cable	2,467	9.42%
Opera	257	0.98%	Dialup	264	1.01%



**All traffic sources sent a total of 26,184 visits**

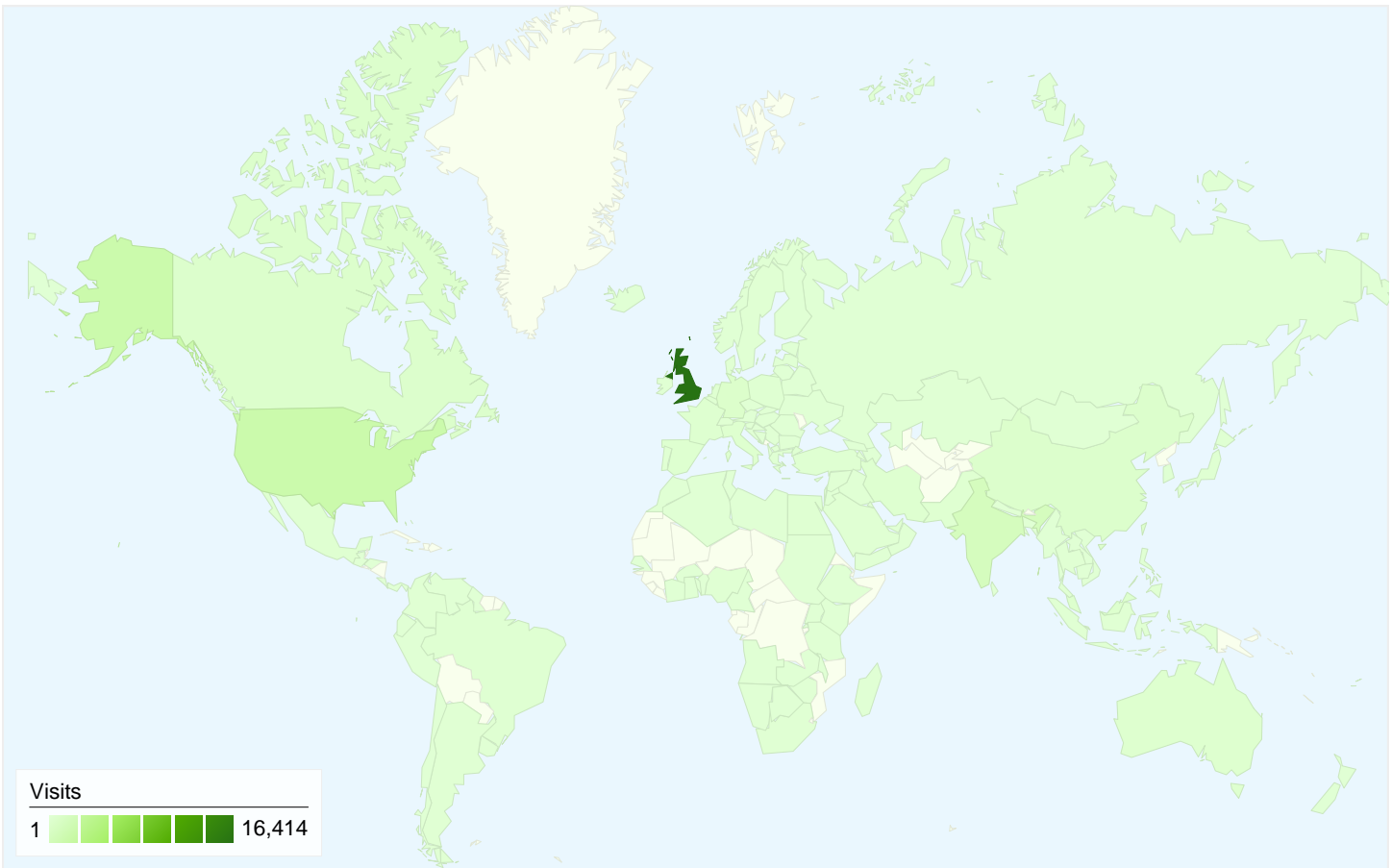
-  **25.73%** Direct Traffic
-  **33.54%** Referring Sites
-  **40.72%** Search Engines



- **Search Engines**  
10,663.00 (40.72%)
- **Referring Sites**  
8,783.00 (33.54%)
- **Direct Traffic**  
6,738.00 (25.73%)

## Top Traffic Sources

Sources	Visits	% visits	Keywords	Visits	% visits
google (organic)	9,904	37.82%	cambridge chemical	553	5.19%
(direct) ((none))	6,738	25.73%	chemical engineering	371	3.48%
cam.ac.uk (referral)	1,314	5.02%	http://www.ceb.cam.ac.uk/	200	1.88%
tech.cam.ac.uk (referral)	1,233	4.71%	lowe chemical engineering	195	1.83%
web-search.cam.ac.uk	665	2.54%	cuceb twitter	178	1.67%

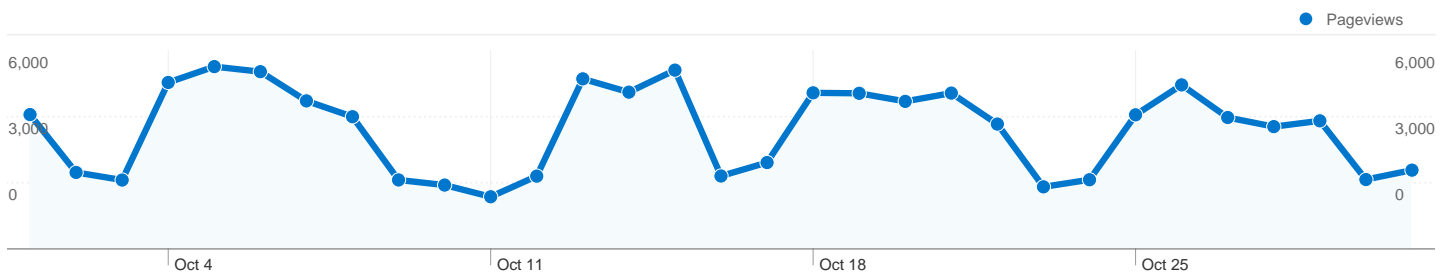


**26,184 visits came from 137 countries/territories**

Site Usage

Country/Territory	Visits	Pages/Visit	Avg. Time on Site	% New Visits	Bounce Rate
United Kingdom	16,414	4.03	00:03:17	29.59%	52.80%
United States	1,964	3.82	00:02:07	82.03%	54.43%
India	1,067	5.58	00:04:02	67.29%	47.14%
Germany	463	5.75	00:02:56	71.06%	42.12%
Canada	433	4.70	00:03:19	73.44%	45.27%
China	410	6.26	00:05:45	64.63%	32.93%
Malaysia	307	4.48	00:04:01	72.64%	47.88%
Italy	261	2.90	00:02:07	36.40%	68.20%
Australia	257	5.33	00:02:52	64.98%	48.25%

France	<b>238</b>	5.15	00:03:17	68.91%	44.54%
					1 - 10 of 137



Pages on this site were viewed a total of 112,176 times

112,176 Pageviews

84,669 Unique Views

50.50% Bounce Rate

## Top Content

Pages	Pageviews	% Pageviews
/	12,921	11.52%
/index.php	6,701	5.97%
/people.php	3,418	3.05%
/pages/research.html	2,758	2.46%
/people.php?action=category&c=academic	2,237	1.99%