

Site Usage

29,065 Visits

48.05% Bounce Rate

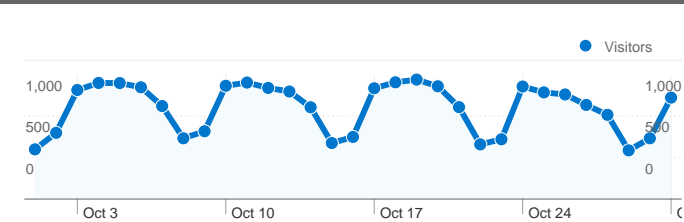
126,933 Pageviews

00:04:09 Avg. Time on Site

4.37 Pages/Visit

54.14% % New Visits

Visitors Overview

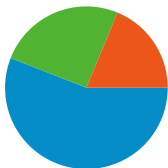


Visitors
17,888

Content Overview

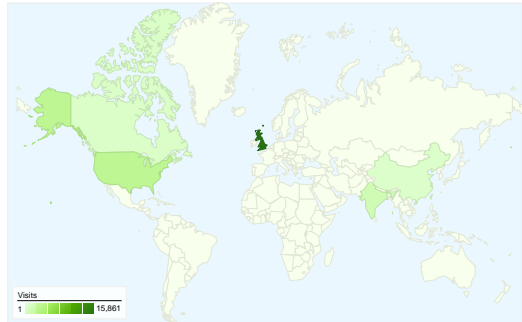
Pages	Pageviews	% Pageviews
/	14,265	11.24%
/index.php	4,372	3.44%
/people.php	3,586	2.83%
/pages/research-themes.html	2,773	2.18%
/pages/undergraduates-	2,537	2.00%

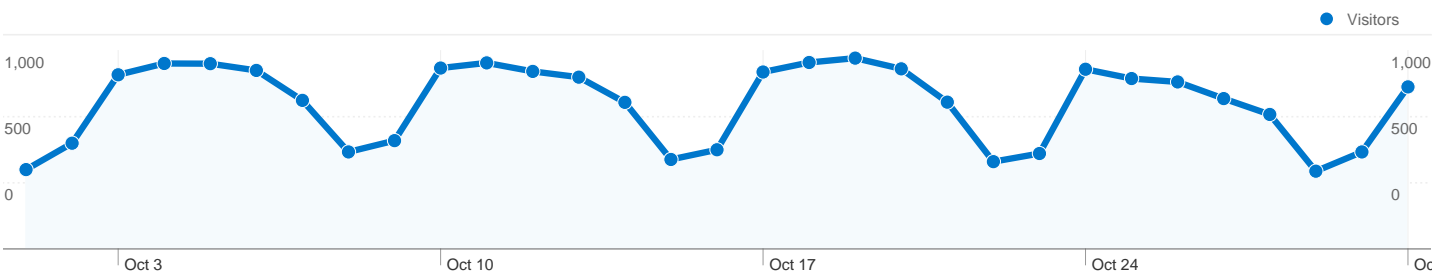
Traffic Sources Overview



- **Search Engines**
16,259.00 (55.94%)
- **Referring Sites**
7,353.00 (25.30%)
- **Direct Traffic**
5,453.00 (18.76%)

Map Overlay





17,888 people visited this site

29,065 Visits

17,888 Absolute Unique Visitors

126,933 Pageviews

4.37 Average Pageviews

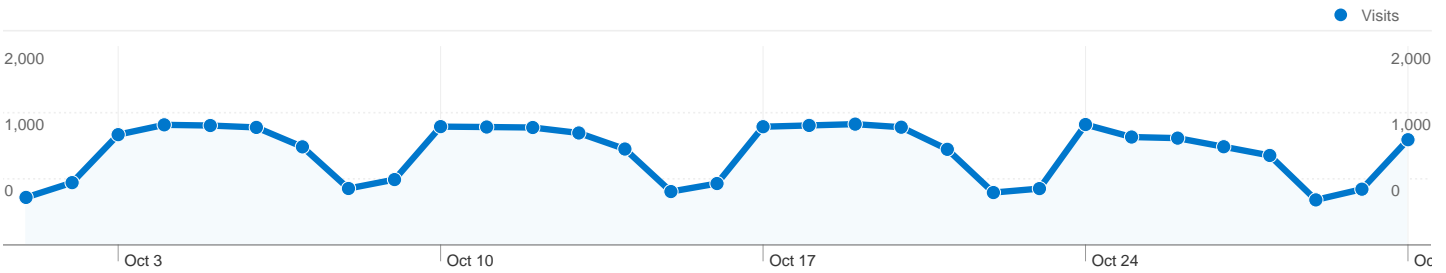
00:04:09 Time on Site

48.05% Bounce Rate




54.14% New Visits

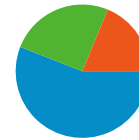
Technical Profile

Browser	Visits	% visits
Internet Explorer	10,253	35.28%
Firefox	7,842	26.98%
Chrome	7,369	25.35%
Safari	2,799	9.63%
Opera	327	1.13%



All traffic sources sent a total of 29,065 visits

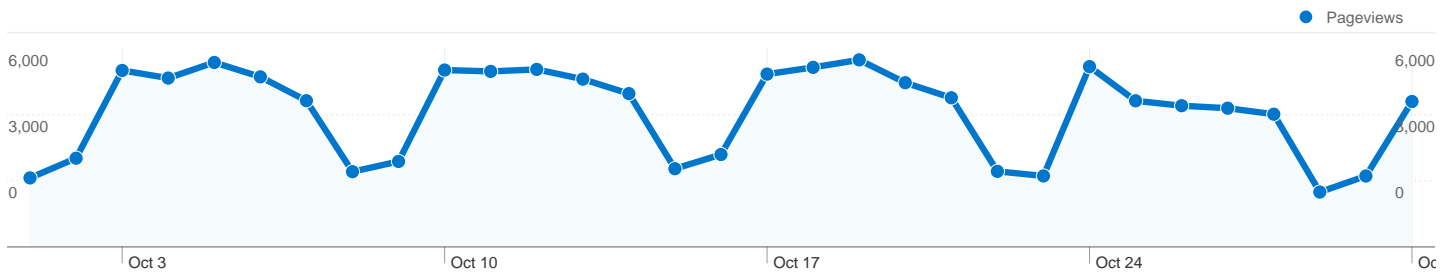
-  **18.76%** Direct Traffic
-  **25.30%** Referring Sites
-  **55.94%** Search Engines



- **Search Engines**
16,259.00 (55.94%)
- **Referring Sites**
7,353.00 (25.30%)
- **Direct Traffic**
5,453.00 (18.76%)

Top Traffic Sources

Sources	Visits	% visits	Keywords	Visits	% visits
google (organic)	15,504	53.34%	chemical engineering	488	3.00%
(direct) ((none))	5,453	18.76%	cambridge chemical	421	2.59%
cam.ac.uk (referral)	1,426	4.91%	laminar flow	125	0.77%
tech.cam.ac.uk (referral)	1,237	4.26%	cuces	122	0.75%
search.cam.ac.uk (referral)	713	2.45%	sarada crowe	117	0.72%



Pages on this site were viewed a total of 126,933 times

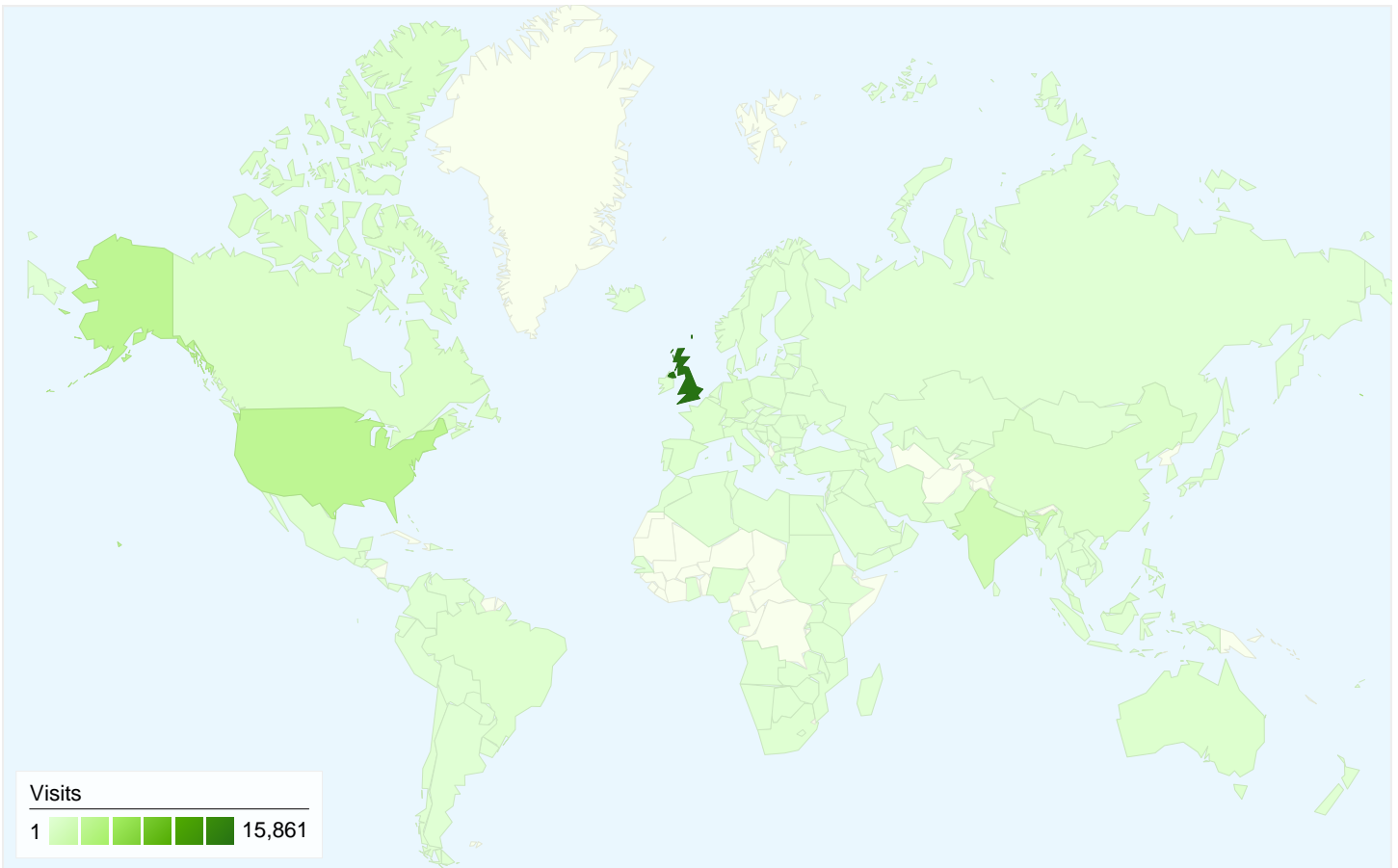
 126,933 Pageviews

 88,109 Unique Views

 48.05% Bounce Rate

Top Content

Pages	Pageviews	% Pageviews
/	14,265	11.24%
/index.php	4,372	3.44%
/people.php	3,586	2.83%
/pages/research-themes.html	2,773	2.18%
/pages/undergraduates-chemeng-bameng.html	2,537	2.00%



29,065 visits came from 148 countries/territories

Site Usage						
Visits	Pages/Visit	Avg. Time on Site	% New Visits	Bounce Rate		
29,065 % of Site Total: 100.00%	4.37 Site Avg: 4.37 (0.00%)	00:04:09 Site Avg: 00:04:09 (0.00%)	54.16% Site Avg: 54.14% (0.04%)	48.05% Site Avg: 48.05% (0.00%)		
Country/Territory	Visits	Pages/Visit	Avg. Time on Site	% New Visits	Bounce Rate	
United Kingdom	15,861	4.82	00:05:14	36.45%	44.15%	
United States	3,081	2.68	00:01:36	82.05%	63.32%	
India	1,455	5.26	00:04:16	72.03%	46.87%	
Canada	518	2.84	00:01:49	87.84%	60.81%	
China	487	6.04	00:06:20	52.36%	34.50%	
Germany	476	4.34	00:02:34	71.22%	51.26%	
Malaysia	377	3.58	00:03:08	80.90%	53.05%	
Singapore	332	5.69	00:04:27	62.95%	41.57%	
Australia	322	2.59	00:01:42	79.81%	61.49%	

France	319	4.66	00:03:06	71.16%	45.14%
					1 - 10 of 148