

**Site Usage**

**27,707** Visits

**51.86%** Bounce Rate

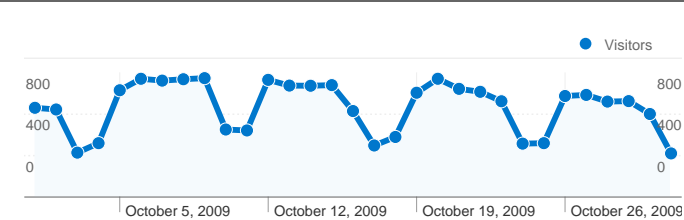
**121,139** Pageviews

**00:03:13** Avg. Time on Site

**4.37** Pages/Visit

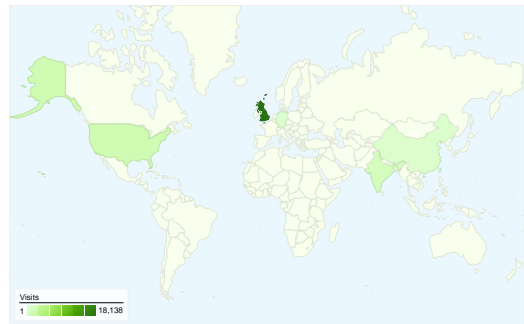
**43.16%** % New Visits

**Visitors Overview**



**Visitors**  
**13,090**

**Map Overlay world**



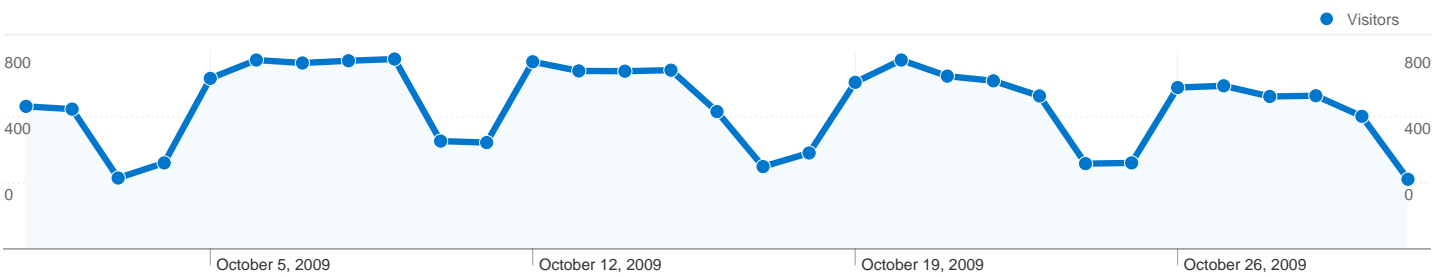
**Traffic Sources Overview**



- **Direct Traffic**  
9,829.00 (35.47%)
- **Search Engines**  
9,076.00 (32.76%)
- **Referring Sites**  
8,802.00 (31.77%)

**Content Overview**

Pages	Pageviews	% Pageviews
/	13,063	10.78%
/index.php	10,469	8.64%
/people.php	3,736	3.08%
/pages/research.html	2,957	2.44%
/people.php?action=category&c	2,604	2.15%



## 13,090 people visited this site

27,707 Visits

13,090 Absolute Unique Visitors

121,139 Pageviews

4.37 Average Pageviews

00:03:13 Time on Site

51.86% Bounce Rate

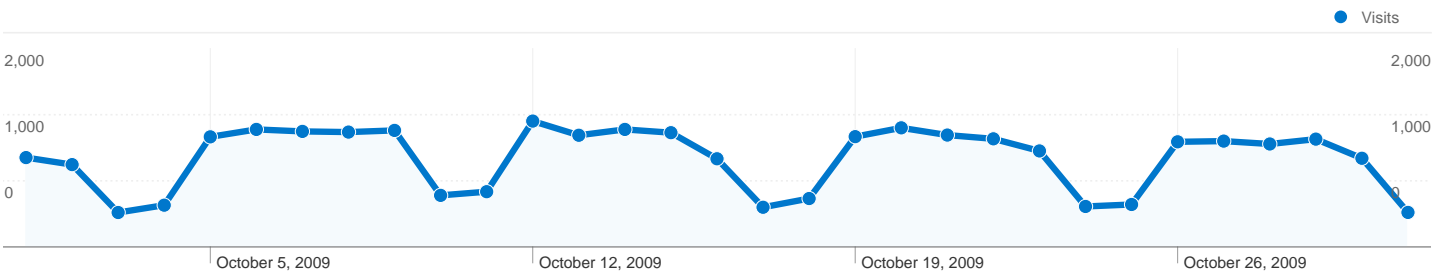
43.16% New Visits

## Technical Profile




Browser	Visits	% visits	Connection Speed	Visits	% visits
Internet Explorer	17,014	61.41%	T1	15,928	57.49%
Firefox	7,484	27.01%	Unknown	5,032	18.16%
Safari	1,538	5.55%	DSL	3,917	14.14%
Chrome	1,276	4.61%	Cable	2,381	8.59%
Opera	276	1.00%	Dialup	363	1.31%

# Traffic Sources Overview

Comparing to: Site



**All traffic sources sent a total of 27,707 visits**

-  **35.47%** Direct Traffic
-  **31.77%** Referring Sites
-  **32.76%** Search Engines

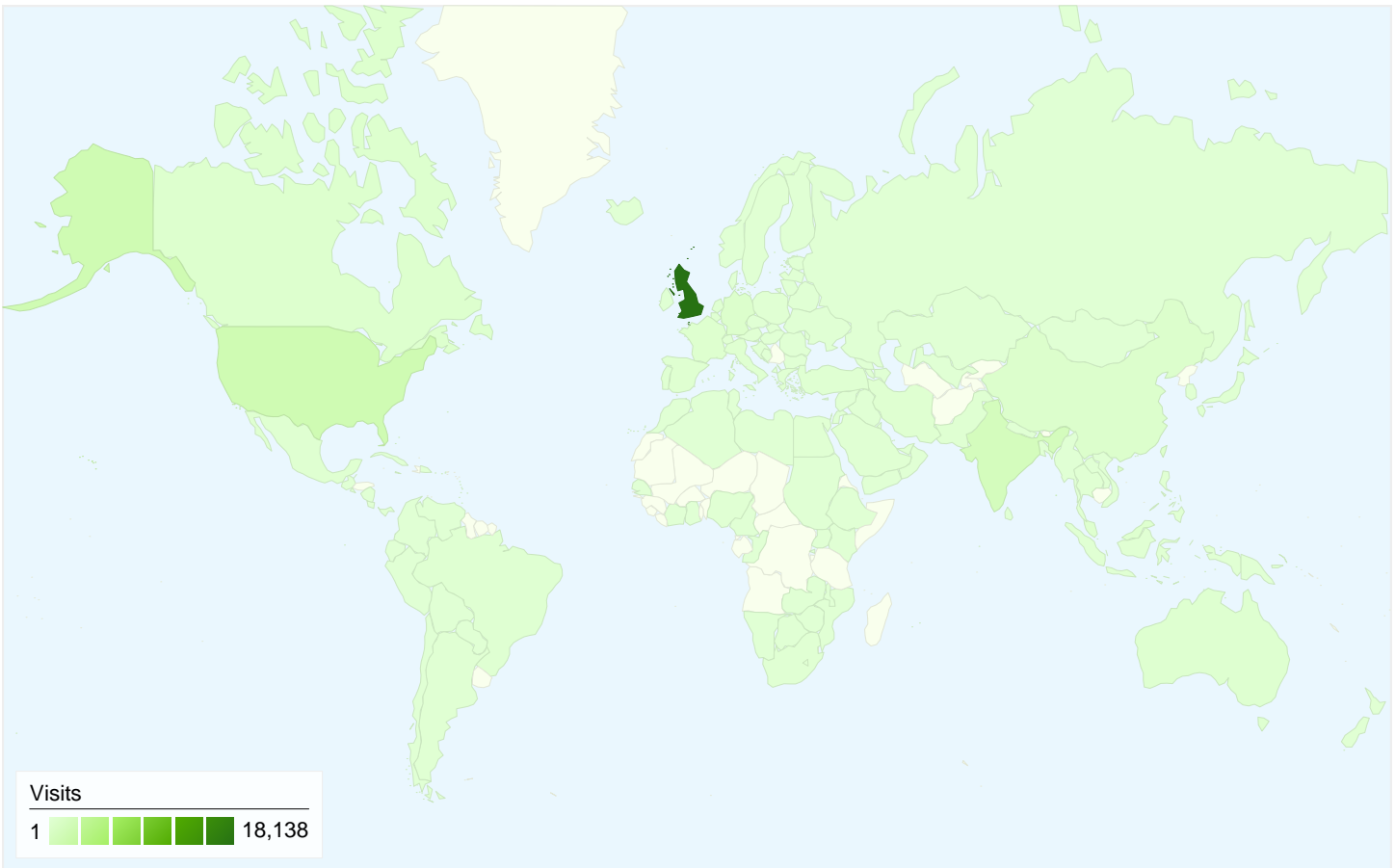


- **Direct Traffic**  
9,829.00 (35.47%)
- **Search Engines**  
9,076.00 (32.76%)
- **Referring Sites**  
8,802.00 (31.77%)

## Top Traffic Sources

Sources	Visits	% visits
(direct) ((none))	9,829	35.47%
google (organic)	8,333	30.08%
tech.cam.ac.uk (referral)	1,523	5.50%
cam.ac.uk (referral)	1,424	5.14%
cheng.cam.ac.uk (referral)	1,019	3.68%

Keywords	Visits	% visits
chemical engineering	640	7.05%
the role of hydrophobic amino	449	4.95%
cambridge chemical	305	3.36%
smm58@cam.ac.uk	177	1.95%
peter foreman chemical	171	1.88%

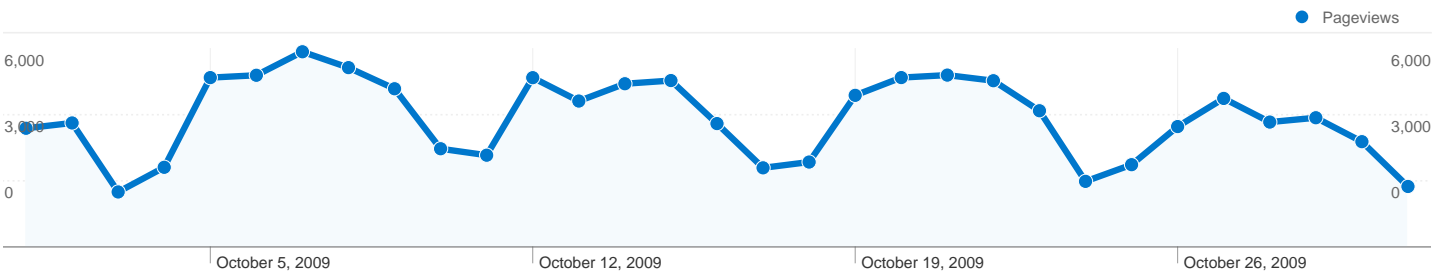


**27,707 visits came from 144 countries/territories**


Site Usage


Country/Territory	Visits	Pages/Visit	Avg. Time on Site	% New Visits	Bounce Rate
United Kingdom	18,138	3.79	00:02:52	25.61%	56.52%
United States	1,806	4.56	00:02:21	86.54%	49.56%
India	1,267	6.57	00:05:38	74.35%	35.12%
Germany	470	5.84	00:03:14	69.36%	41.91%
China	440	7.80	00:07:20	58.86%	27.73%
Canada	350	4.33	00:03:01	87.43%	52.86%
France	308	4.52	00:02:47	68.51%	52.27%
Malaysia	290	6.16	00:04:22	61.38%	45.52%
Australia	219	4.21	00:03:13	84.47%	52.05%

Spain	<b>195</b>	4.94	00:02:33	76.92%	41.54%
					1 - 10 of 144



**Pages on this site were viewed a total of 121,139 times**

 **121,139** Pageviews

 **90,948** Unique Views

 **51.86%** Bounce Rate

## Top Content

Pages	Pageviews	% Pageviews
/	13,063	10.78%
/index.php	10,469	8.64%
/people.php	3,736	3.08%
/pages/research.html	2,957	2.44%
/people.php?action=category&c=academic	2,604	2.15%