

Site Usage

23,607 Visits

50.71% Bounce Rate

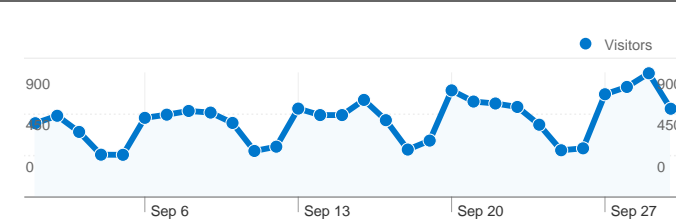
93,583 Pageviews

00:03:17 Avg. Time on Site

3.96 Pages/Visit

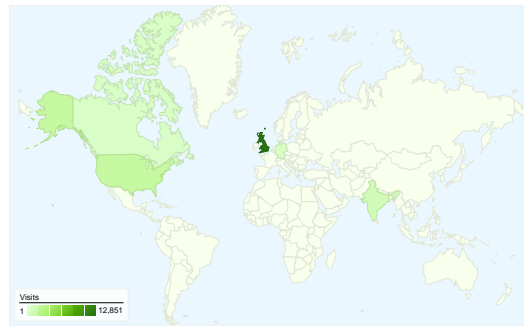
50.44% % New Visits

Visitors Overview

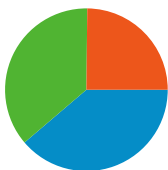


Visitors
13,504

Map Overlay



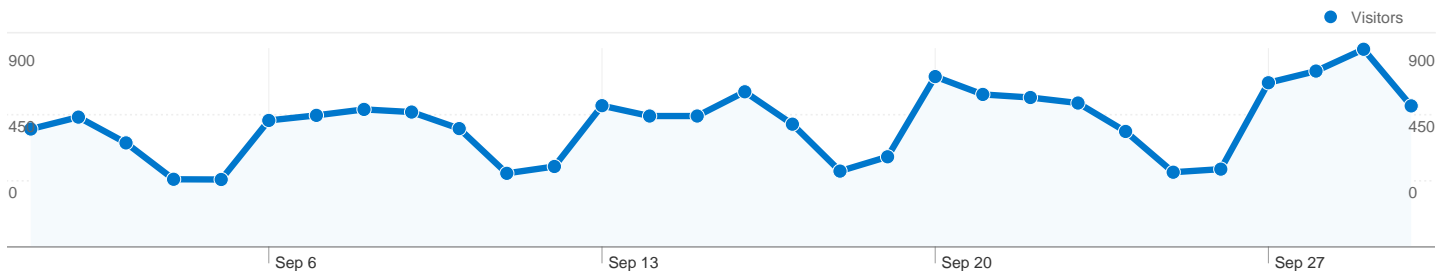
Traffic Sources Overview



- **Search Engines**
9,150.00 (38.76%)
- **Referring Sites**
8,596.00 (36.41%)
- **Direct Traffic**
5,861.00 (24.83%)

Content Overview

Pages	Pageviews	% Pageviews
/	11,357	12.14%
/index.php	5,469	5.84%
/pages/undergraduates-	2,438	2.61%
/people.php	2,339	2.50%
/pages/prospective-	2,335	2.50%



13,504 people visited this site

23,607 Visits

13,504 Absolute Unique Visitors

93,583 Pageviews

3.96 Average Pageviews

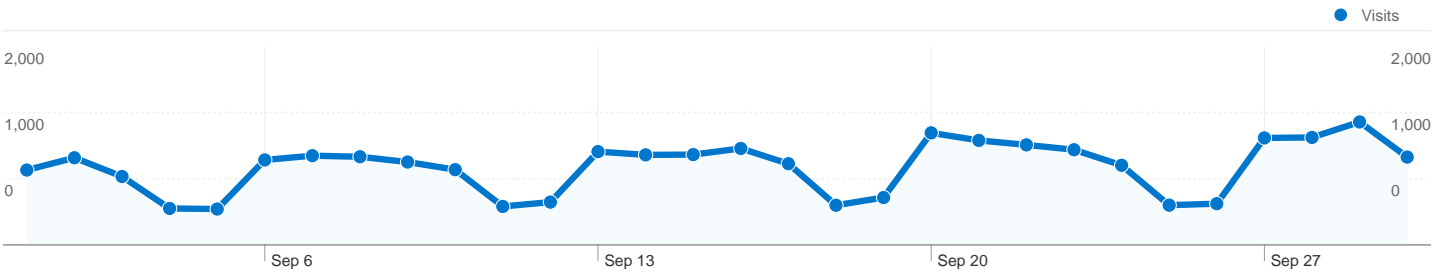
00:03:17 Time on Site

50.71% Bounce Rate




50.44% New Visits

Technical Profile

Browser	Visits	% visits	Connection Speed	Visits	% visits
Internet Explorer	11,899	50.40%	T1	11,155	47.25%
Firefox	6,354	26.92%	Unknown	5,259	22.28%
Chrome	3,146	13.33%	DSL	4,297	18.20%
Safari	1,851	7.84%	Cable	2,598	11.01%
Opera	244	1.03%	Dialup	269	1.14%



All traffic sources sent a total of 23,607 visits

-  **24.83%** Direct Traffic
-  **36.41%** Referring Sites
-  **38.76%** Search Engines

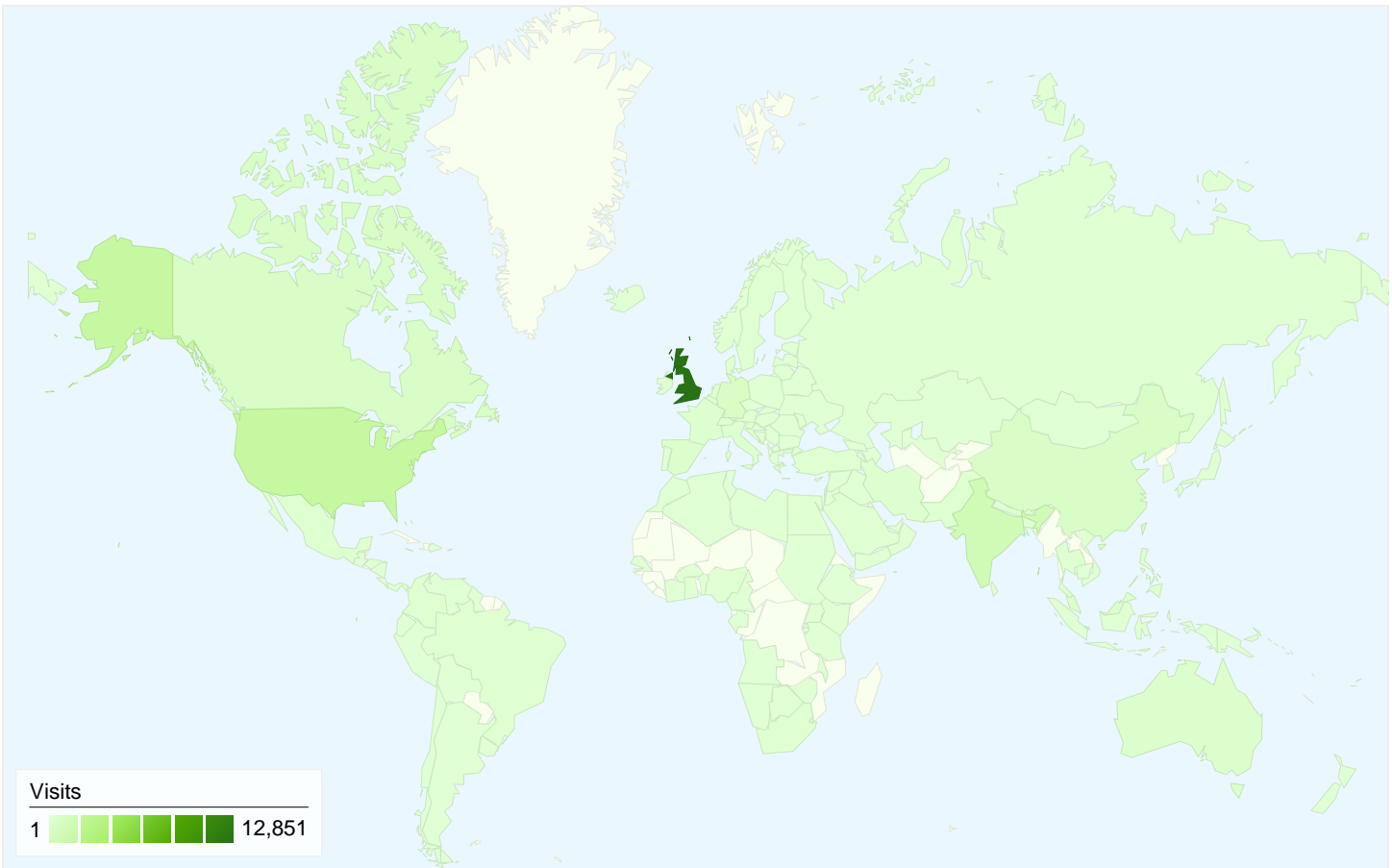


- **Search Engines**
9,150.00 (38.76%)
- **Referring Sites**
8,596.00 (36.41%)
- **Direct Traffic**
5,861.00 (24.83%)

Top Traffic Sources

Sources	Visits	% visits
google (organic)	8,620	36.51%
(direct) ((none))	5,861	24.83%
cam.ac.uk (referral)	1,428	6.05%
tech.cam.ac.uk (referral)	1,115	4.72%
lookup.cam.ac.uk (referral)	646	2.74%

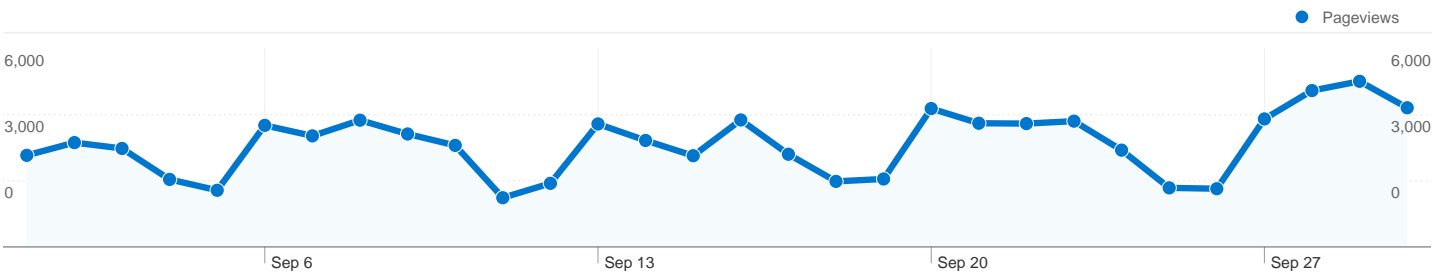
Keywords	Visits	% visits
cambridge chemical	451	4.93%
chemical engineering	289	3.16%
lowe chemical engineering	143	1.56%
cambridge university chemical	133	1.45%
alasdair campbell	130	1.42%



23,607 visits came from 151 countries/territories

Site Usage						
Visits	Pages/Visit	Avg. Time on Site	% New Visits	Bounce Rate		
23,607 % of Site Total: 100.00%	3.96 Site Avg: 3.96 (0.00%)	00:03:17 Site Avg: 00:03:17 (0.00%)	50.45% Site Avg: 50.44% (0.01%)	50.71% Site Avg: 50.71% (0.00%)		
Country/Territory	Visits	Pages/Visit	Avg. Time on Site	% New Visits	Bounce Rate	
United Kingdom	12,851	3.49	00:03:26	29.24%	55.82%	
United States	1,941	3.68	00:02:09	83.51%	51.88%	
India	1,167	4.94	00:03:46	78.23%	42.42%	
Germany	570	4.59	00:03:01	61.75%	42.46%	
Canada	554	4.98	00:02:50	80.51%	38.27%	
China	550	6.21	00:04:53	67.82%	35.82%	
Australia	320	3.88	00:01:51	74.69%	48.12%	
Spain	303	5.39	00:03:12	70.63%	38.94%	
Malaysia	303	4.12	00:03:12	72.61%	47.52%	

Singapore	274	4.92	00:03:56	71.17%	36.86%
					1 - 10 of 151



Pages on this site were viewed a total of 93,583 times

93,583 Pageviews

71,096 Unique Views

50.71% Bounce Rate

Top Content

Pages	Pageviews	% Pageviews
/	11,357	12.14%
/index.php	5,469	5.84%
/pages/undergraduates-chemeng-bameng.html	2,438	2.61%
/people.php	2,339	2.50%
/pages/prospective-students.html	2,335	2.50%