

**Site Usage**

**24,344** Visits

**49.16%** Bounce Rate

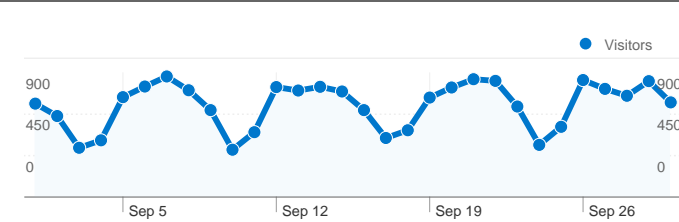
**105,357** Pageviews

**00:03:49** Avg. Time on Site

**4.33** Pages/Visit

**60.02%** % New Visits

**Visitors Overview**

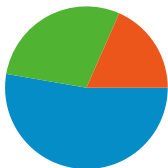


**Visitors**  
**16,288**

**Content Overview**

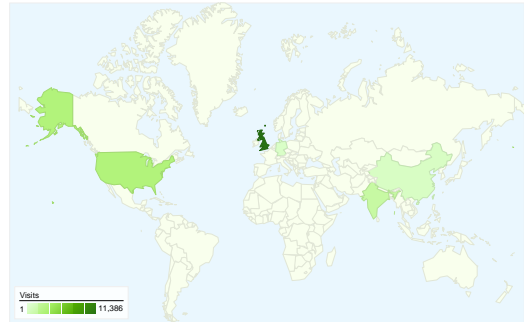
Pages	Pageviews	% Pageviews
/	11,791	11.19%
/index.php	3,752	3.56%
/pages/undergraduates-	2,965	2.81%
/pages/research-themes.html	2,881	2.73%
/pages/research-groups.html	2,461	2.34%

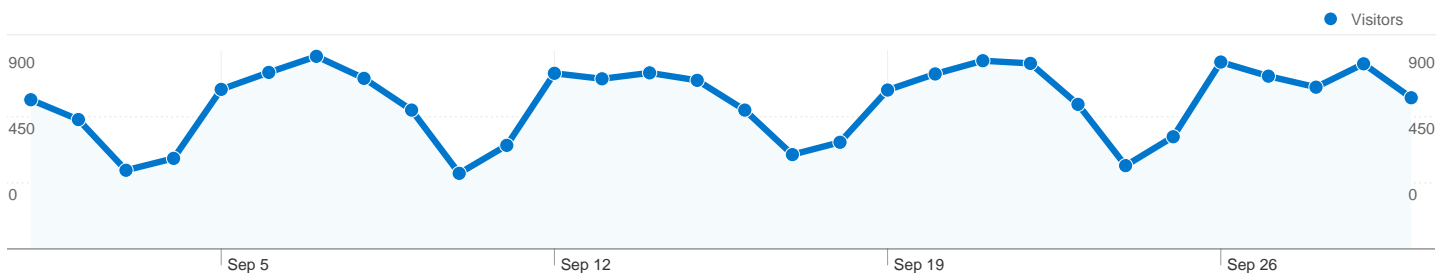
**Traffic Sources Overview**



- **Search Engines**  
12,833.00 (52.72%)
- **Referring Sites**  
7,033.00 (28.89%)
- **Direct Traffic**  
4,477.00 (18.39%)

**Map Overlay**





**16,288 people visited this site**

**24,344 Visits**

**16,288 Absolute Unique Visitors**

**105,357 Pageviews**

**4.33 Average Pageviews**

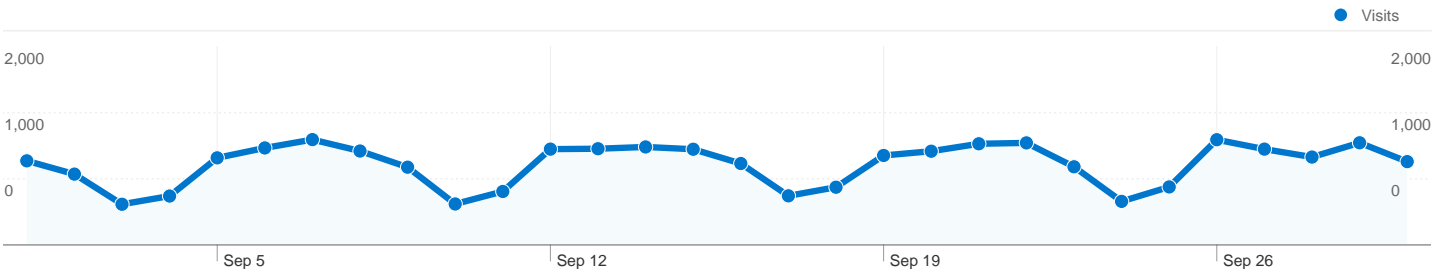
**00:03:49 Time on Site**

**49.16% Bounce Rate**




**60.02% New Visits**

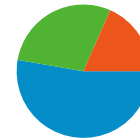
## Technical Profile

Browser	Visits	% visits
Internet Explorer	9,047	37.16%
Firefox	6,492	26.67%
Chrome	5,813	23.88%
Safari	2,326	9.56%
Opera	258	1.06%



All traffic sources sent a total of 24,343 visits

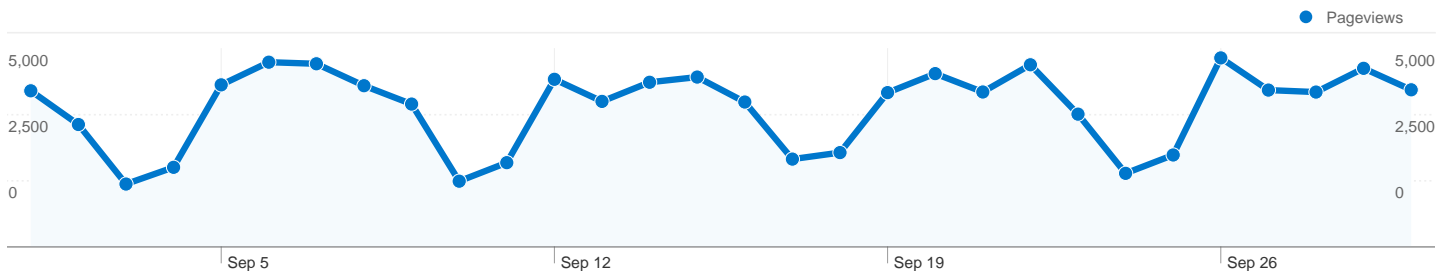
-  18.39% Direct Traffic
-  28.89% Referring Sites
-  52.72% Search Engines




- **Search Engines**  
12,833.00 (52.72%)
- **Referring Sites**  
7,033.00 (28.89%)
- **Direct Traffic**  
4,477.00 (18.39%)

## Top Traffic Sources


Sources	Visits	% visits	Keywords	Visits	% visits
google (organic)	12,243	50.29%	chemical engineering	428	3.34%
(direct) ((none))	4,477	18.39%	cambridge chemical	394	3.07%
cam.ac.uk (referral)	1,622	6.66%	cambridge university chemical	117	0.91%
tech.cam.ac.uk (referral)	1,079	4.43%	resistor and capacitor in	108	0.84%
search.cam.ac.uk (referral)	609	2.50%	dr graham christie	88	0.69%



Pages on this site were viewed a total of 105,357 times

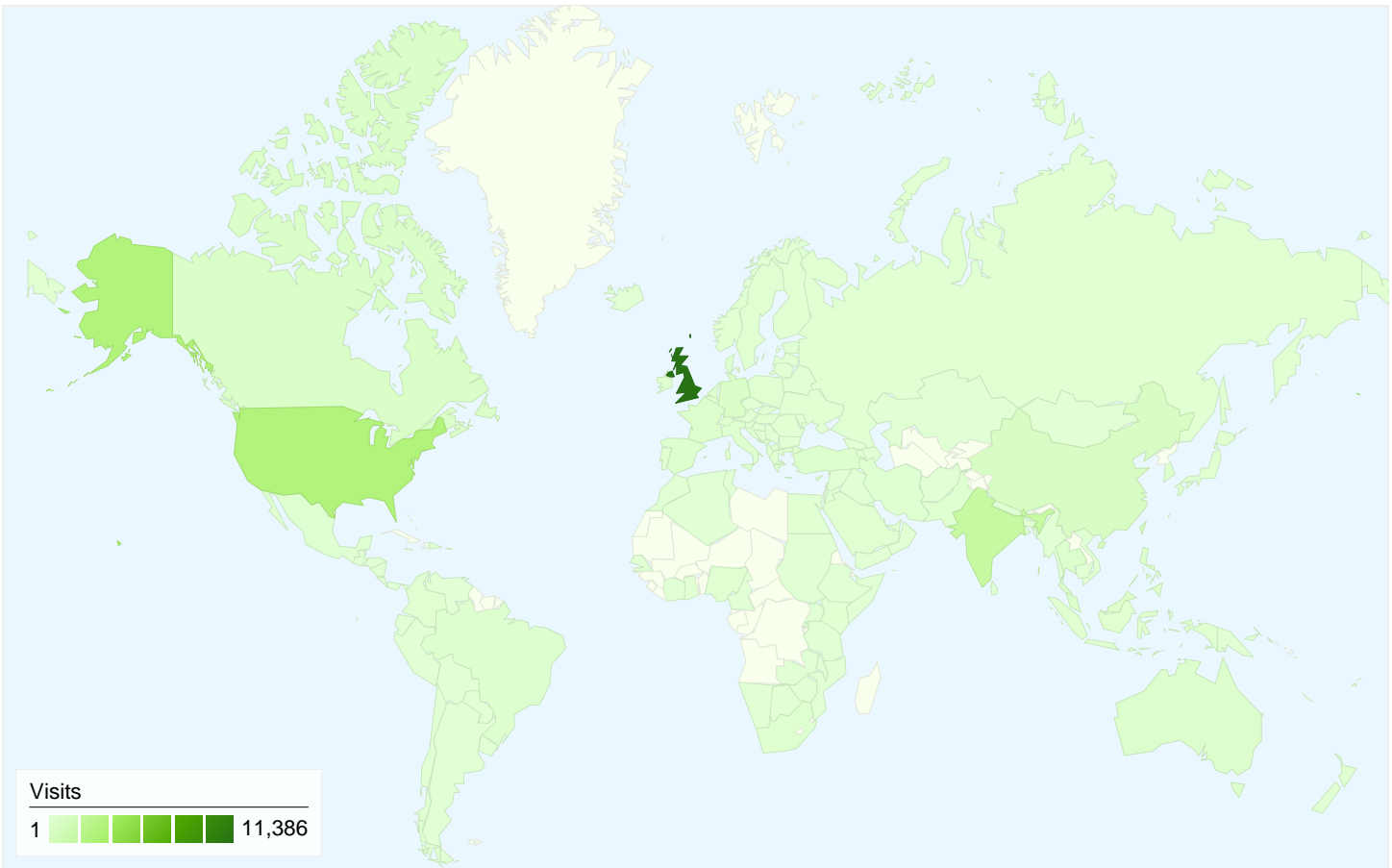
 105,357 Pageviews

 71,798 Unique Views

 49.16% Bounce Rate

## Top Content

Pages	Pageviews	% Pageviews
/	11,791	11.19%
/index.php	3,752	3.56%
/pages/undergraduates-chemeng-bameng.html	2,965	2.81%
/pages/research-themes.html	2,881	2.73%
/pages/research-groups.html	2,461	2.34%



**24,343 visits came from 150 countries/territories**

Site Usage

Country/Territory	Visits	Pages/Visit	Avg. Time on Site	% New Visits	Bounce Rate
United Kingdom	11,386	4.82	00:04:51	43.22%	44.82%
United States	3,014	2.74	00:01:33	82.91%	66.32%
India	1,652	4.75	00:03:32	77.97%	47.94%
China	556	6.03	00:07:22	54.32%	38.13%
Germany	470	4.36	00:02:13	67.45%	46.81%
Canada	405	3.26	00:01:34	87.16%	57.78%
Singapore	365	4.06	00:03:22	57.53%	53.42%
Malaysia	312	3.76	00:03:27	75.96%	52.88%
Australia	302	2.71	00:01:35	83.11%	63.25%

France	<b>276</b>	4.29	00:03:05	72.10%	50.72%
					1 - 10 of 150