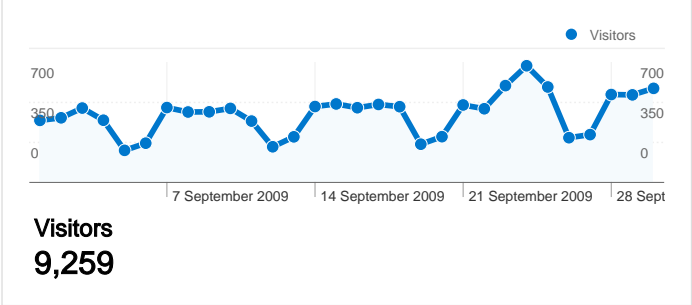


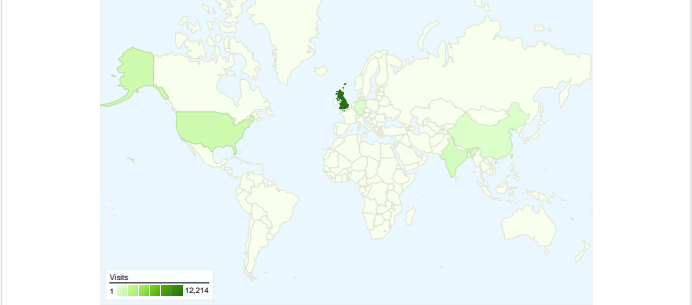
Site Usage

19,403 Visits
 55.59% Bounce Rate
78,627 Page Views
 00:02:47 Avg. Time on Site
4.05 Pages/Visit
 43.80% % New Visits

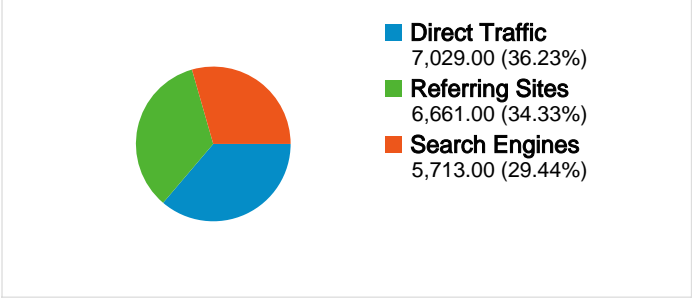
Visitors Overview



Map Overlay world

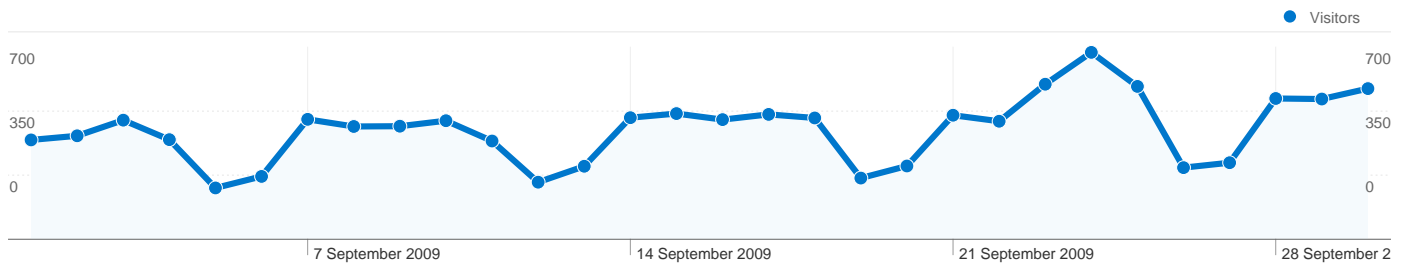


Traffic Sources Overview



Content Overview

Pages	Page Views	% Page Views
/	9,183	11.68%
/index.php	7,398	9.41%
/pages/undergraduates-	2,443	3.11%
/people.php	2,194	2.79%
/pages/prospective-	1,958	2.49%



9,259 people visited this site

19,403 Visits

9,259 Absolute Unique Visitors

78,627 Page Views

4.05 Average Page Views

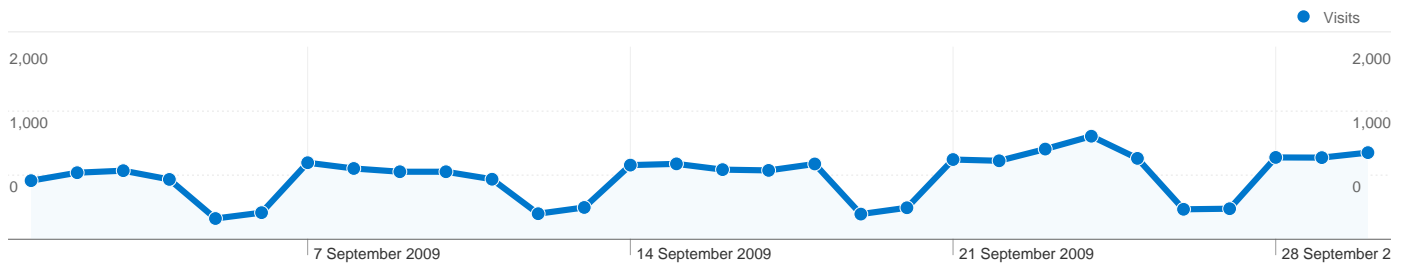
00:02:47 Time on Site

55.59% Bounce Rate




43.80% New Visits

Technical Profile

Browser	Visits	% visits	Connection Speed	Visits	% visits
Internet Explorer	12,360	63.70%	T1	10,167	52.40%
Firefox	5,010	25.82%	Unknown	3,977	20.50%
Safari	1,032	5.32%	DSL	3,167	16.32%
Chrome	715	3.68%	Cable	1,797	9.26%
Opera	195	1.00%	Dialup	244	1.26%



All traffic sources sent a total of 19,403 visits

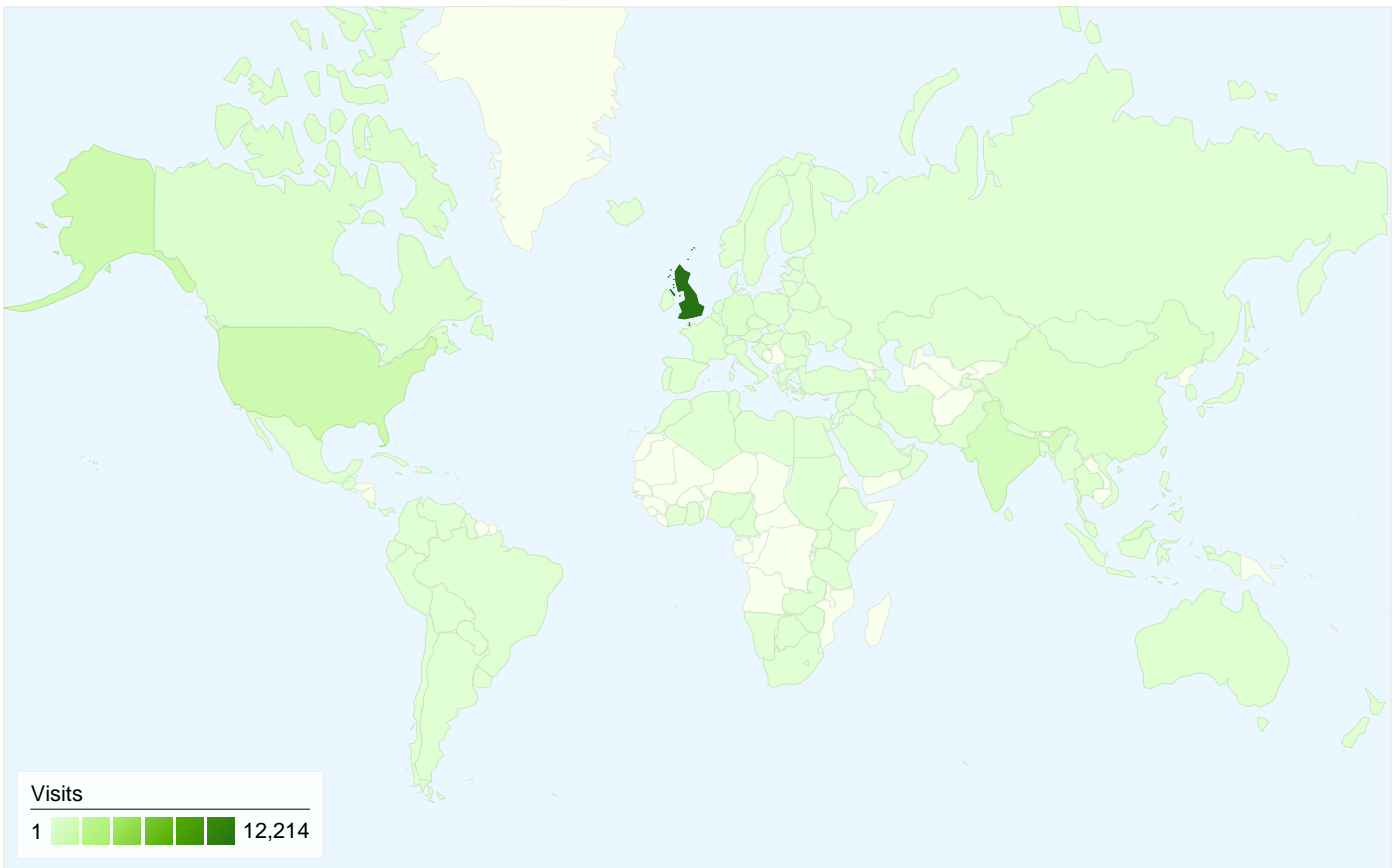
-  **36.23%** Direct Traffic
-  **34.33%** Referring Sites
-  **29.44%** Search Engines



- **Direct Traffic**
7,029.00 (36.23%)
- **Referring Sites**
6,661.00 (34.33%)
- **Search Engines**
5,713.00 (29.44%)

Top Traffic Sources

Sources	Visits	% visits	Keywords	Visits	% visits
(direct) ((none))	7,029	36.23%	chemical engineering	912	15.96%
google (organic)	5,487	28.28%	cambridge chemical	219	3.83%
cam.ac.uk (referral)	1,440	7.42%	chemical engineering	96	1.68%
tech.cam.ac.uk (referral)	1,106	5.70%	cambridge university chemical	55	0.96%
cheng.cam.ac.uk (referral)	947	4.88%	sina bonyadi	53	0.93%

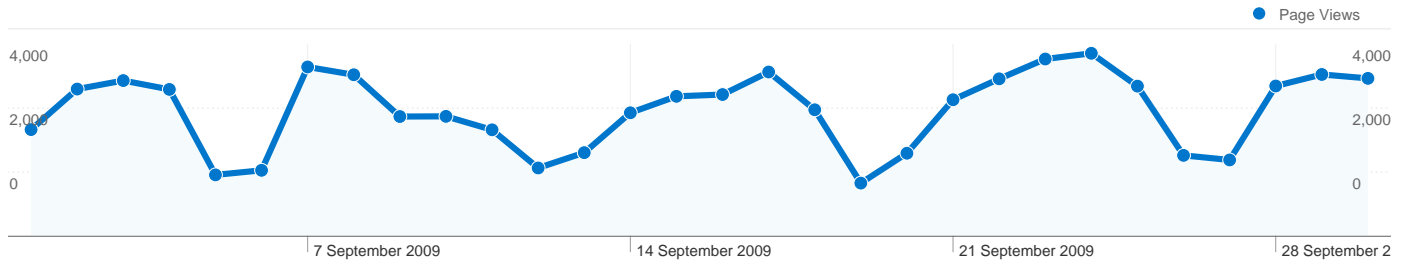


19,403 visits came from 134 countries/territories

Site Usage


Country/Territory	Visits	Pages/Visit	Avg. Time on Site	% New Visits	Bounce Rate
United Kingdom	12,214	3.33	00:02:14	25.59%	61.96%
United States	1,346	4.05	00:02:21	87.00%	53.34%
India	774	5.16	00:04:45	80.49%	43.15%
China	347	7.60	00:06:59	61.38%	28.24%
Germany	321	6.11	00:03:21	60.75%	38.63%
Canada	311	3.96	00:01:52	68.81%	53.05%
Malaysia	239	5.18	00:04:10	56.07%	44.35%
Spain	205	10.60	00:06:16	59.02%	38.05%
Australia	190	4.02	00:03:07	84.21%	55.26%
France	176	4.35	00:01:45	77.27%	47.16%

1 - 10 of 134



Pages on this site were viewed a total of 78,627 times

 **78,627** Page Views

 **59,932** Unique Views

 **55.59%** Bounce Rate

Top Content

Pages	Page Views	% Page Views
/	9,183	11.68%
/index.php	7,398	9.41%
/pages/undergraduates-chemeng-bameng.html	2,443	3.11%
/people.php	2,194	2.79%
/pages/prospective-students.html	1,958	2.49%